

# Technical Tubing and Hose

## PA Tubing

(P. 3-10)



**Fluids:** Compressed air, industrial fluids

**Materials:**

- 2 polyamide grades (semi-rigid and rigid)
- 7 colours

**Pressure:** 58 bar

**Temperature:** -40°C to +100°C

**O.D. metric:** 3 mm to 16 mm

**O.D. inch:** on request

## Fireproof High Resistance PA Tubing

(P. 3-14)



**Fluids:** compressed air, coolants, lubricants

**Materials:**

- Polyamide with flame retardant additive
- 5 colours

**Pressure:** 50 bar

**Temperature:** -40°C to +100°C

**O.D. metric:** 4 mm to 12 mm

## Anti-Spark PA or PU Tubing, with or without PVC Sheath (P. 3-16 & 24)



**Fluids :** compressed air, coolants, industrial fluids

**Materials :**

- Semi-rigid polyamide with PVC sheath
- Polyurethane ether with PVC sheath
- Single layer polyurethane ether
- 4 colours

**Pressure:** 36 bar max.

**Temperature:** -20°C to +80°C

**O.D. metric:** 4 mm to 12 mm

## PU Tubing

(P. 3-18)



**Fluids:** compressed air and food industry fluids ("crystal")

**Materials:**

- Polyurethane ester or ether
- Polyurethane food-grade "crystal"
- 7 colours

**Pressure:** 12 bar

**Temperature:** -20°C to +70°C

**O.D. metric:** 3 mm to 16 mm

**O.D. inch:** on request

## Antistatic PU Tubing

(P. 3-22)



**Fluids:** compressed air

**Materials:**

- Polyurethane with conductive particles
- Black (10<sup>2</sup> Ω.m)

**Pressure:** 10 bar

**Temperature:** -20°C to +70°C

**O.D. metric:** 3 mm to 12 mm

## PE Tubing

(P. 3-26)



**Fluids:** many fluids

**Materials:**

- Low density polyethylene
- 50% reticulated polyethylene, food-grade
- 7 colours

**Pressure:** 20 bar

**Temperature:** -40°C to +95°C

**O.D. metric:** 4 mm to 14 mm

**O.D. inch:** 1/8" to 1/2"

## FEP Tubing

(P. 3-28)



**Fluids:** many fluids

**Materials:**

- Fluoropolymer: fluorinated ethylene propylene, food-grade
- Transparent

**Pressure:** 28 bar

**Temperature:** -40°C to +150°C

**O.D. metric:** 4 mm to 12 mm

## PFA Tubing

(P. 3-30)



**Fluids:** many fluids

**Materials:**

- 3 grades of perfluoroalkoxy
- High purity food-grade, clear
- Standard food-grade, 3 "crystal" colours
- Antistatic (0,2 Ω.m), black

**Pressure:** 36 bar

**Temperature:** -196°C to +260°C

**O.D. metric:** 4 mm to 12 mm

## PA Multi-Tubing

(P. 3-32)



**Fluids:** compressed air, industrial fluids

**Materials:**

- Semi-rigid polyamide with PVC sheath
- 6 colours

**Pressure:** 24 bar

**Temperature:** -40°C to +80°C

**O.D. metric:** 4 mm to 8 mm

# Technical Tubing and Hose

## Twin PU Tubing

(P. 3-32)



**Fluids:** compressed air

**Materials:**

- Polyurethane ester
- 1 to 2 colours

**Pressure:** 14 bar

**Temperature:** -20°C to +70°C

**O.D. metric:** 4 mm to 8 mm

## Recoil PA Tubing

(P. 3-34)



**Fluids:** compressed air, industrial fluids

**Materials:**

- Semi-rigid polyamide
- 2 colours
- Recoil tubing with fittings

**Pressure:** 20 bar

**Temperature:** -20°C to +80°C

**O.D. metric:** 6 mm and 8 mm

## Recoil PU Tubing

(P. 3-36)



**Fluids:** compressed air

**Materials:**

- Polyurethane ester or ether
- 3 colours
- With or without fittings

**Pressure:** 10 bar

**Temperature:** -20°C to +70°C

**O.D. metric:** 4 mm to 12 mm

**I.D. inch:** 3/8" and 19/32"

## Braided PU Recoil Hose

(P. 3-40)



**Fluids:** compressed air, industrial fluids

**Materials:**

- Translucent blue polyurethane, reinforced with a polyester braid
- Assembled with threaded fittings

**Pressure:** 15 bar

**Temperature:** -40°C to +75°C

**I.D. inch:** 1/4" and 5/16"

## Braided PVC Hose

(P. 3-42)



**Fluids:** compressed air, non-corrosive or alimentary fluids (translucent PVC)

**Materials:**

- Polyvinyl chloride with braided polyester
- Translucent (food-grade) or blue (industrial)


**Pressure:** 15 bar

**Temperature:** -25°C to +70°C

**I.D. metric:** 4 mm to 19 mm

## Self-Fastening NBR Hose

(P. 3-44)



**Fluids:** compressed air, coolants

**Materials:**

- Nitrile butadiene rubber reinforced with a polyamide braid
- 4 colours

**Pressure:** 16 bar

**Temperature:** -20°C to +100°C

**I.D. inch:** 1/4" to 3/4"

# Technical Tubing and Hose Range

## Flexible Calibrated Tubing

### Polyamide Tubing

#### Semi-Rigid PA



**1025P**  
**1100P**  
**2005P**  
**2010P**  
Page 3-11

#### Rigid PA



**1025L**  
Page 3-12

#### Fireproof PA



**1025P..R**  
**1100P..R**  
**2005P..R**  
**2010P..R**  
Page 3-15

#### Anti-Spark PA with PVC Sheath



**1025P..V**  
**1100P..V**  
Page 3-17

### Polyurethane Tubing

#### PU Ester



**1025U**  
**1100U**  
**2003U**  
**2005U**  
**2010U**  
Page 3-19

#### PU Ether PU Ether Food-Grade "Crystal"



**1025U..R**  
**1100U..R**  
**2003U..R**  
**2005U..R**  
**2010U..R**  
Page 3-20

#### Antistatic PU



**1025U..A**  
**1100U..A**  
Page 3-23

#### PU Ether, Anti-Spark, Single Layer PU Ether, Anti-Spark with PVC Sheath



**1025U..V**  
**1100U..V**  
Page 3-25  
**1025U..K**  
**1100U..K**  
Page 3-25

### Polyethylene Tubing

#### Advanced PE



**1015Y..F**  
**1030Y..F**  
**1075Y..F**  
**1096Y..F**  
**1098Y..F**  
**1099Y..F**  
Page 3-27

#### Low Density PE



**1025Y**  
**1100Y**  
Page 3-27

### Fluoropolymer Tubing

#### FEP



**1005T**  
**1025T**  
Page 3-29

#### PFA



**1010T..P**  
**1050T..P**  
**1100T..P**  
Page 3-31

#### Antistatic PFA



**1010T..A**  
**1050T..A**  
Page 3-31

## Calibrated Multi-Tubing

### Polyamide Tubing with PVC Sheath

#### Semi-Rigid PA



**1010P..M**  
**1050P..M**  
Page 3-33

### Twin Polyurethane Tubing

#### Twin PU Ester



**1420U**  
Page 3-33

# Technical Tubing and Hose Range

## Calibrated Recoil Tubing

### Semi-Rigid PA

Assembled with Fittings




**1470P**  
**1471P**  
**1472P**

Page 3-35

### PU Ester and Ether Tubing

Assembled with Fittings,  
Metallic Spring Guard



**1470U**  
**1471U**  
**1472U**

Page 3-37

Assembled with Fittings,  
Plastic Spring Guard



**1445U..R**  
**1441U..R**  
**1442U..R**  
**1447U..R**

Page 3-38

Coiled without Fittings



**1460U**  
**1461U**  
**1462U**

Page 3-37

### Braided PU Hose

Assembled with Fittings,  
Plastic Spring Guard



**1445U..E**  
**1442U..E**  
**1447U..E**

Page 3-41

## Calibrated Braided Hose

Clear Food-Grade PVC



**1025V**  
**1050V**

Page 3-43

Blue PVC



**1025V..C**  
**1050V..C**

Page 3-43

Self-Fastening NBR



**1040H**  
**1080H**  
**1100H**

Page 3-45

## Accessories

**0694**

Page 3-46

**0695**

Page 3-46

**3000 71 11**

Page 3-46

**3000 71**

Page 3-46

**6000 71**

Page 3-46

**0127**

Page 3-47

**1827**

Page 3-47

**Clip**

Page 3-47

**0697**

Page 3-47



# Packaging for Technical Tubing and Hose

## Tubepack®

- 5 m, 10 m, 25 m and 100 m lengths
- For polyamide, polyurethane, fluoropolymer, polyethylene and anti-spark tubing
- Optimisation of tubing storage
- Immediate identification of the type of tubing
- Integrated winder for easy handling



## Drums

- Up to 1000 m long
- For polyamide, polyurethane, fluoropolymer tubing, etc.
- Immediate identification of the tubing for easy handling
- Adapted to workshop reels



## Reels

- Up to 100 m
- Supplied with protective plastic film
- For braided tubing, special tubing (e.g. multi-tubing)



## Plastic Bags

- Ideal for merchandising
- Promotional tools
- Recoil tubing or tubing cut to the required length



## Tube Marking (except for Fluoropolymer, PFA and FEP)

- Length indicated every metre:
  - time saved when cutting to exact length
  - remaining quantity is immediately identifiable (PA and PU)
- Custom marking upon request (marking, fluid identification, customer part number...)
- Traceability with marking of manufacturing batch



## Tube Cutting to the Required Length

- Upon request, cutting of your tube to the required length, from 5 cm to 3 m
- Precision +/- 3 mm
- Ideal for optimising your installation costs



# Product Codes of Parker Legris Tubing and Hose

## Material

- H** = Self-Fastening NBR
- L** = Rigid Polyamide
- P** = Semi-Rigid Polyamide
- T** = Fluoropolymer
- U** = Polyurethane
- V** = PVC
- Y** = Polyethylene

## Type of Tubing

- P..A** = Antistatic PA
- P..R** = Fireproof PA
- P..V** = Anti-Spark PA with PVC Sheath
- T..A** = Antistatic PFA
- T..P** = PFA
- U..A** = Antistatic PU
- U..K** = Anti-Spark Single Layer PU
- U..R** = PU Ether
- U..V** = Anti-Spark PU with PVC Sheath
- Y..F** = Advanced PE (LIQUIfit<sup>®</sup>)

**2 0 1 0 P 0 4 R 0 0 2 7**

### Packaging Code

**1** = Tubepack<sup>®</sup> or LIQUIfit<sup>®</sup> Drum

### Length

**015** = 150 m  
**020** = 20 m  
**025** = 25 m  
**030** = 300 m  
**040** = 40 m  
**075** = 75 m  
**080** = 80 m  
**100** = 100 m

### O.D. Code

**03** = 3 mm  
**04** = 4 mm  
**06** = 6 mm  
**08** = 8 mm  
 .../...  
 1/4 = 56 mm  
 .../...

### Colour

**00** =  clear  
**01** =  black  
**02** =  green  
**03** =  red  
**04** =  blue  
**05** =  yellow  
**06** =  grey  
**07** =  orange  
**08** =  crystal clear  
**09** =  purple  
**10** =  white  
**12** =  crystal green  
**13** =  crystal red  
**14** =  crystal blue  
**17** =  crystal orange

### Special I.D.

**18** = 1.8 mm  
**27** = 2.7 mm  
**33** = 3.3 mm  
**75** = 7.5 mm  
**95** = 9.5 mm

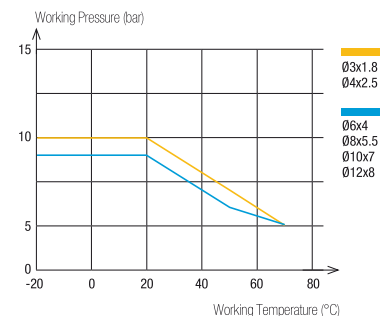
**2** = Long Length on Drum

**003** = 300 m  
**005** = 500 m  
**010** = 1000 m

**10** = 10 mm  
**04** = 4 mm  
**06** = 6 mm  
**08** = 8 mm  
**10** = 10 mm  
**04** = 4 mm  
**06** = 6 mm

## How to Read the Graphs

- In the graphs in this chapter, each curve represents the acceptable maximum pressure at a given temperature, by diameter.
- Technical characteristics of Parker Legris tubing depend on the type of connection used.
- The vacuum capability of all tubing is 755 mm Hg (99% vacuum).



# PA Tubing

**Tried-and-tested** for industrial or vehicle applications, PA tubing guarantees **excellent durability** due to its stable long-term mechanical properties.

Parker Legris' special grade of semi-rigid polyamide is manufactured according to our **Eco-Design** approach for higher performance.

## Product Advantages

### Tried-&-Tested Material

- Good chemical and humidity resistance
- Excellent material stability (mechanical and chemical)
- Continuous calibration during production for excellent reliability
- Two material grades: rigid and semi-rigid
- Bio-based semi-rigid material

### Versatility & Performance

- Wide range of working pressure and temperature
- Good vibration absorption
- Abrasion-resistant
- Remaining length marking
- Large choice of colours to facilitate circuit identification
- Silicone-free



Packaging  
Tooling  
Compressed Air  
Motion Technologies  
Robotics  
Industrial Machinery

Applications

## Technical Characteristics

Tubing	Semi-Rigid PA	Rigid PA
Compatible Fluids	Compressed air, other fluids	Compressed air, lubricants, other fluids
Working Pressure	Vacuum to 50 bar	Vacuum to 60 bar
Working Temperature	-40°C to +100°C	-40°C to +80°C
Component Materials	Bio-based polyamide (68 shore D)	Polyamide (65 shore D)

### Regulations

#### Industrial

DI: 2002/95/EC (RoHS), 2011/65/EC  
DI: 97/23/EC (PED)  
RG: 1907/2006 (REACH)

#### Transportation

Chemical performance and resistance tested according to  
DIN 74324 -1 / DIN 73378 / ISO 7628

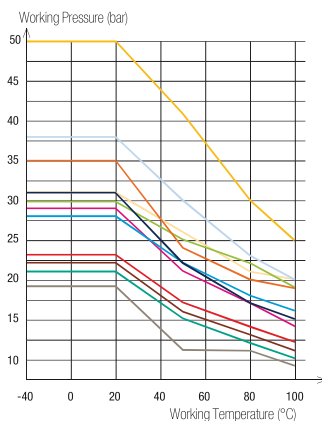
### Packaging

TubePack®: 25 m, 100 m  
Drum: 500 m, 1000 m

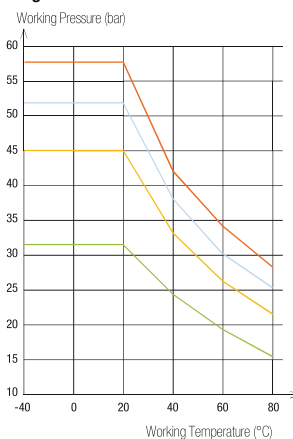
Reliable performance is dependent upon the type of fluid conveyed and fittings being used. Use is guaranteed with a vacuum of 755 mm Hg (99% vacuum).

### Performance of PA Tubing

#### Semi-Rigid



#### Rigid



Tube O.D.	Tube O.D. Tolerance
3 to 5 mm	+0.05 / -0.08
6 to 16 mm	+0.05 / -0.10

Connected to Parker Legris push-in fittings, the calibration of Parker Legris tubing ensures perfect sealing in accordance with NF E49-100.



## 1025P Semi-Rigid Polyamide (PA) Tubing

Tubepack® 25 m

O.D. (mm)	I.D. (mm)	R	Clear							kg
3	1.8	6	1025P03 00 18					1025P03 04 18		0.020
4	2	10	1025P04 00	1025P04 01	1025P04 02	1025P04 03	1025P04 04	1025P04 05	1025P04 06	0.318
4	2.7	10	1025P04 00 27	1025P04 01 27	1025P04 02 27	1025P04 03 27	1025P04 04 27	1025P04 05 27	1025P04 06 27	0.254
5	3.3	15	1025P05 00 33	1025P05 01 33				1025P05 04 33		0.420
6	4	15	1025P06 00	1025P06 01	1025P06 02	1025P06 03	1025P06 04	1025P06 05	1025P06 06	0.535
8	6	25	1025P08 00	1025P08 01	1025P08 02	1025P08 03	1025P08 04	1025P08 05	1025P08 06	0.748
10	7.5	42	1025P10 00 75	1025P10 01 75				1025P10 04 75		1.135
10	8	50	1025P10 00	1025P10 01	1025P10 02	1025P10 03	1025P10 04	1025P10 05	1025P10 06	0.989
12	9	47	1025P12 00 09	1025P12 01 09				1025P12 04 09		1.769
12	10	90	1025P12 00	1025P12 01				1025P12 04		1.345
14	11	80	1025P14 00 11	1025P14 01 11				1025P14 04 11		2.226
14	12	116	1025P14 00	1025P14 01				1025P14 04		1.734
16	13	90	1025P16 00 13	1025P16 01 13	1025P16 02 13	1025P16 03 13	1025P16 04 13			2.500

Inch version tubing available upon request

## 1100P Semi-Rigid Polyamide (PA) Tubing

Tubepack® 100 m

O.D. (mm)	I.D. (mm)	R	Clear							kg
4	2	10	1100P04 00	1100P04 01	1100P04 02	1100P04 03	1100P04 04	1100P04 05	1100P04 06	1.152
4	2.7	10	1100P04 00 27	1100P04 01 27	1100P04 02 27	1100P04 03 27	1100P04 04 27	1100P04 05 27	1100P04 06 27	0.893
5	3.3	15	1100P05 00 33	1100P05 01 33				1100P05 04 33		1.274
6	4	15	1100P06 00	1100P06 01	1100P06 02	1100P06 03	1100P06 04	1100P06 05	1100P06 06	1.799
8	6	25	1100P08 00	1100P08 01	1100P08 02	1100P08 03	1100P08 04	1100P08 05	1100P08 06	2.898
10	7.5	42	1100P10 00 75	1100P10 01 75				1100P10 04 75		4.400
10	8	50	1100P10 00	1100P10 01	1100P10 02	1100P10 03	1100P10 04	1100P10 05		3.667
12	9	47	1100P12 00 09	1100P12 01 09				1100P12 04 09		5.600
12	10	90	1100P12 00	1100P12 01				1100P12 04	1100P12 06	5.052
14	11	80	1100P14 00 11	1100P14 01 11				1100P14 04 11		5.200
14	12	116	1100P14 00	1100P14 01				1100P14 04		4.800
16	13	90	1100P16 00 13	1100P16 01 13	1100P16 02 13	1100P16 03 13	1100P16 04 13			7.800

Inch version tubing available upon request

## 2005P Semi-Rigid Polyamide (PA) Tubing

Drum 500 m

O.D. (mm)	I.D. (mm)	R	Clear							kg
8	6	25	2005P08 00	2005P08 01	2005P08 02	2005P08 03	2005P08 04	2005P08 05	2005P08 06	12.100
10	8	50	2005P10 00	2005P10 01	2005P10 02	2005P10 03	2005P10 04	2005P10 05		15.600

## 2010P Semi-Rigid Polyamide (PA) Tubing

Drum 1000 m

O.D. (mm)	I.D. (mm)	R	Clear							kg
4	2.7	10	2010P04 00 27	2010P04 01 27	2010P04 02 27	2010P04 03 27	2010P04 04 27	2010P04 05 27	2010P04 06 27	7.630
6	4	15	2010P06 00	2010P06 01	2010P06 02	2010P06 03	2010P06 04	2010P06 05	2010P06 06	16.600

### Tube Cutting to the Required Length



- Cutting of your tubing upon request, from 5 cm to 3 m
- Precision +/- 3 mm
- Ideal for optimising your installation costs



# PA Tubing

## 1025L Rigid Polyamide (PA) Tubing

Tubepack® 25 m

O.D. (mm)	I.D. (mm)	 R		kg
4	2.5	35	<a href="#">1025L04 01 25</a>	0.190
6	4	45	<a href="#">1025L06 01</a>	0.400
8	5	70	<a href="#">1025L08 01 05</a>	0.760
8	6	65	<a href="#">1025L08 01</a>	0.760
10	6	85	<a href="#">1025L10 01 06</a>	1.330

PA tubing can be connected to various fittings shown throughout this catalogue.

### Tubing

#### Semi-Rigid PA



#### Rigid PA



### Push-In Fittings

#### LF 3000\* P. 1-4



#### LF 3600 P. 1-65



#### LF 3800/LF 3900 P. 1-77



#### LF 6100 P. 1-89




### Compression Fittings

#### Brass P. 5-5



#### Stainless Steel P. 5-31 Ferrules P. 5-5





# Fireproof High Resistance PA Tubing

This **single layer fireproof** tubing not only combines excellent resistance to pressure, temperature and flame, but also guarantees **non-toxic smoke** resulting from burn-off. This tubing eliminates the need for a stripping tool, thus preventing the risk of tube damage prior to connection.

## Product Advantages

### Safety for On-Board Railway Equipment

- Designed for on-board equipment
- Excellent flame-resistance: self-extinguishing
- Very little smoke generation
- Non-toxic combustion gases
- UV-resistant
- Extremely resistant to high pressure and temperature

### Innovative Single-Layer Solution

- Developed for demanding industrial applications
- Excellent spark resistance
- Economical alternative to PA tubing with PVC sheath
- Combines technical advantages of rigid and semi-rigid PA tubing
- 5 colours available
- Flow direction marking
- Silicone-free



**Applications**

- Railway
- Air Horns
- Industrial Machinery
- Pneumatic Doors
- Step-Units
- Centralised Lubrication
- Welding

## Technical Characteristics

<b>Compatible Fluids</b>	Compressed air, lubricants Other fluids: please consult us
<b>Working Pressure</b>	Vacuum to 50 bar
<b>Working Temperature</b>	-40°C to +100°C
<b>Component Materials</b>	Polyamide (63 shore D)

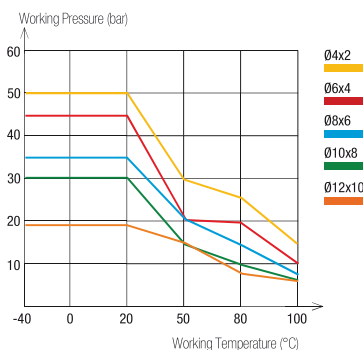
### Regulations

**Railway**  
Pr EN 45545-2: HL3, R22, R24, R25  
NF F16101: I3 F2,  
DIN 5510-2: S4, SR2, ST2  
ISO 4892

**Industrial**  
DI: 97/23/EC (PED)  
DI: 2002/95/EC (RoHS), 2011/65/EC  
RG: 1907/2006/EC (REACH)  
UL94 V-0 (Fire resistance)

Reliable performance is dependent upon the type of fluid conveyed and fittings being used. Use is guaranteed with a vacuum of 755 mm Hg (99% vacuum).

### Performance of Fireproof High Resistance PA Tubing



Tube O.D.	Tube O.D. Tolerance
4 mm	+0.05 / -0.08
6 to 12 mm	+0.05 / -0.10

Connected to Parker Legris push-in fittings, the calibration of PA tubing ensures perfect sealing based on NF E49-100.







### Packaging

Tubepack\*: 25 m, 100 m  
Drum: 500 m, 1 000 m

To calculate burst pressure, the values in this graph should be multiplied by 3.







## 1025P..R Fireproof High Resistant Polyamide (PA)

TubePack® 25 m

O.D. (mm)	I.D. (mm)							kg
4	2	17	1025P04R00	1025P04R01	1025P04R02	1025P04R03	1025P04R04	0.367
6	4	29	1025P06R00	1025P06R01	1025P06R02	1025P06R03	1025P06R04	0.554
8	6	40	1025P08R00	1025P08R01	1025P08R02	1025P08R03	1025P08R04	0.554
10	8	77	1025P10R00	1025P10R01	1025P10R02	1025P10R03	1025P10R04	0.721
12	9	92	1025P12R00	1025P12R01	1025P12R02		1025P12R04	1.345







## 1100P..R Fireproof High Resistant Polyamide (PA)

TubePack® 100 m

O.D. (mm)	I.D. (mm)							kg
4	2	17	1100P04R00	1100P04R01	1100P04R02	1100P04R03	1100P04R04	1.308
6	4	29	1100P06R00	1100P06R01	1100P06R02	1100P06R03	1100P06R04	1.308
8	6	40	1100P08R00	1100P08R01	1100P08R02	1100P08R03	1100P08R04	2.122
10	8	77	1100P10R00	1100P10R01	1100P10R02	1100P10R03	1100P10R04	2.725
12	9	92	1100P12R00	1100P12R01			1100P12R04	5.052







## 2005P..R Fireproof High Resistant Polyamide (PA)

Drum 500 m

O.D. (mm)	I.D. (mm)							kg
8	6	40	2005P08R00	2005P08R01	2005P08R02	2005P08R03	2005P08R04	17.500
10	8	77	2005P10R00	2005P10R01	2005P10R02	2005P10R03	2005P10R04	22.800

## 2010P..R Fireproof High Resistant Polyamide (PA)

Drum 1000 m

O.D. (mm)	I.D. (mm)							kg
4	2	17	2010P04R00	2010P04R01	2010P04R02	2010P04R03	2010P04R04	14.300
6	4	29	2010P06R00	2010P06R01	2010P06R02	2010P06R03	2010P06R04	23.000

### Related Products

Fireproof high resistance tubing can be connected to various fittings presented in this catalogue in Chapter 1.

#### Push-In Fittings

**LF 3000°** P. 1-4   
 **LF 3600** P. 1-65   
 **LF 3800/LF 3900** P. 1-77   
 **LF 6100** P. 1-89



#### Compression Fittings

**Brass** P. 5-5   
 **Brass Tube Support** P. 5-5



# Anti-Spark PA Tubing with PVC Sheath

A range of **flame and spark-resistant** PA tubing with superior resistance to impact and abrasion, improving equipment **durability**, particularly in areas subject to weld spatter.

## Product Advantages

**Spark Resistance** Flame-retardant PVC jacket protects inner tubing  
Non-adhesive jacket facilitates sheath removal  
Excellent pressure resistance at high temperature

**Robustness & Durability** Highly kink and crush-resistant  
Excellent compatibility with coolants  
Flow direction marking  
Silicone-free



Industrial Machinery  
Welding Robots  
Cooling  
Aggressive Environments

Applications

## Technical Characteristics

<b>Compatible Fluids</b>	Hot and cold water, refrigerated fluids, compressed air
<b>Working Pressure</b>	0 to 36 bar
<b>Working Temperature</b>	-20°C to +80°C
<b>Component Materials</b>	Polyamide & PVC Sheath

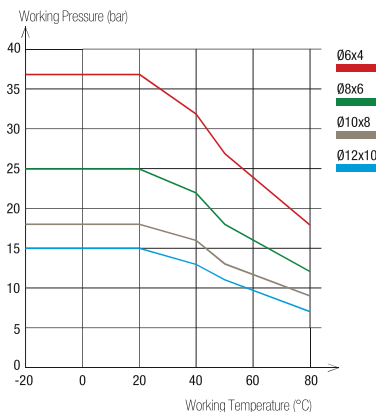
### Regulations

**Industrial**  
DI: 2002/95/EC (RoHS), 2011/65/EC  
DI: 97/23/EC (PED)  
RG: 1907/2006 (REACH)  
UL94 V-0 (Fire resistance)

**Packaging**  
Tubepack\*: 25 m, 100 m

Reliable performance is dependent upon the type of fluid conveyed and fittings being used.

### Performance of Anti-Spark PA Tubing with PVC Sheath



To calculate burst pressure, the values in this graph should be multiplied by 3.

O.D.	Tube O.D. Tolerance	PVC Sheath Thickness
<b>PVC Sheath 8 to 14 mm</b>	+0.10 / -0.10	1 mm
<b>Inner Tubing 6 to 12 mm</b>	+0.05 / -0.10	






Connected to Parker Legris push-in fittings, the calibration of PA tubing ensures perfect sealing based on NF E49-100 (semi-rigid PA inner tubing).

Tube O.D.	Sheath Removal Length for LF 3600 Push-In Fittings (mm)
4 mm	15± 1
6 mm	18± 1
8 mm	19± 1
10 mm	24± 1
12 mm	25± 1

For other fitting ranges, please consult us.






## 1025P..V Anti-Spark Polyamide (PA) Tubing

Tubepack® 25 m



O.D. (mm)	I.D. (mm)						kg
6	4	25	1025P06V01	1025P06V02	1025P06V03	1025P06V04	1.238
8	6	30	1025P08V01	1025P08V02	1025P08V03	1025P08V04	1.693
10	8	55	1025P10V01	1025P10V02	1025P10V03	1025P10V04	2.029
12	10	70	1025P12V01	1025P12V02	1025P12V03	1025P12V04	2.970

## 1100P..V Anti-Spark Polyamide (PA) Tubing

Tubepack® 100 m

O.D. (mm)	I.D. (mm)						kg
6	4	25	1100P06V01	1100P06V02	1100P06V03	1100P06V04	2.338
8	6	30	1100P08V01	1100P08V02	1100P08V03	1100P08V04	3.767
10	8	55	1100P10V01	1100P10V02	1100P10V03	1100P10V04	4.767
12	10	70	1100P12V01	1100P12V02	1100P12V03	1100P12V04	6.567

## 6000 71 00 Stripping Tool for Anti-Spark Tubing

	Technical polymer, stainless steel		kg
		6000 71 00	0.098

## Working Principle

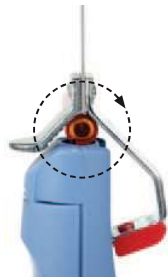
Stripping Tool 6000 71 00




1. Place tube in stripping tool to adjust the blade height to the tube thickness.




2. Blade height is adjusted using the wheel at the bottom of the handle.



3. Once adjustments have been made, perform a 360° rotation around the tube with the tool.



4. Push down firmly on the metal part of the tool in order to hold tube properly.



5. Move the tool to the end of the tube to create an axial opening of the sheath.



6. The tube is correctly stripped.

# PU Tubing

Polyurethane's **3 specific materials** - ether, ester and food-grade "crystal" - offer excellent flexibility and outstanding use in a wide range of applications, allowing for up to **50% space reduction** when compared to semi-rigid PA tubing.

## Product Advantages

### Excellent Mechanical Properties

- Consistent tensile strength for optimum longevity
- Optimal bend radius
- Good vibration absorption
- Unsurpassed abrasion resistance for a single layer tubing
- UV-resistant
- Superior vacuum capability due to surface hardness
- Remaining length marking
- Silicone-free



### 3 Material Grades

- PU ester: perfect for pneumatic applications
- PU ether: no water absorption ; superior chemical resistance to PU ester
- PU ether food-grade "crystal":
  - identification of fluids and circuits
  - chemical resistance superior to PU ether
  - improved longevity

Food Process  
Robotics  
Cabling  
Pneumatics  
Automation  
In-Plant Automotive  
Rapid Cycles

Applications

## Technical Characteristics

<b>Compatible Fluids</b>	Compressed air, industrial fluids (depending on the material type)
<b>Working Pressure</b>	Vacuum to 12 bar
<b>Working Temperature</b>	-20°C to +70°C
<b>Component Materials</b>	Polyurethane ester Polyurethane ether Polyurethane ether food-grade "crystal"

### Regulations

#### Industrial

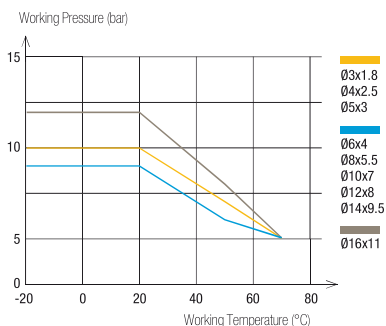
DI: 2002/95/EC (RoHS), 2011/65/EC  
DI: 97/23/EC (PED)  
RG: 1907/2006 (REACH)

#### Food (PU ether food-grade "crystal")

FDA: 21 CFR 177.2600, 178.3297, 176.170, 178.2010  
RG: 1935/2004 EC

Reliable performance is dependent upon the type of fluid conveyed and fittings being used. Use is guaranteed with a vacuum of 755 mm Hg (99% vacuum).

### Performance of PU Tubing



Tube O.D.	Tube O.D. Tolerance
3 to 8 mm	+0.10 / -0.10
10 to 16 mm	+0.15 / -0.15

Connected to Parker Legris push-in fittings, the calibration of PU tubing ensures perfect sealing based on NF E49-101.

### Packaging








Tube pack\*: 25 m, 100 m  
Drum: 300 m, 500 m, 1000 m

To calculate burst pressure, the values in this graph should be multiplied by 3.



## 1025U Polyurethane (PU) Ester Tubing








Tubepack® 25 m

O.D. (mm)	I.D. (mm)								kg
3	1.8	8	1025U03 01 18						0.020
4	2.5	10	1025U04 01	1025U04 02	1025U04 03	1025U04 04	1025U04 05	1025U04 06	0.310
5	3	13	1025U05 01			1025U05 04			0.522
6	4	15	1025U06 01	1025U06 02	1025U06 03	1025U06 04	1025U06 05	1025U06 06	0.591
8	5.5	20	1025U08 01	1025U08 02	1025U08 03	1025U08 04	1025U08 05	1025U08 06	0.971
10	7	25	1025U10 01	1025U10 02		1025U10 04	1025U10 05	1025U10 06	1.467
12	8	35	1025U12 01	1025U12 02		1025U12 04	1025U12 05	1025U12 06	2.406
14	9.5	45	1025U14 01 95			1025U14 04 95			2.815
16	11	45	1025U16 01 11	1025U16 02 11	1025U16 03 11	1025U16 04 11			2.815

Inch tubing available upon request

## 1100U Polyurethane (PU) Ester Tubing








Tubepack® 100 m

O.D. (mm)	I.D. (mm)								kg
4	2.5	10	1100U04 01	1100U04 02	1100U04 03	1100U04 04	1100U04 05	1100U04 06	1.092
5	3	13	1100U05 01			1100U05 04			1.092
6	4	15	1100U06 01	1100U06 02	1100U06 03	1100U06 04	1100U06 05	1100U06 06	2.064
8	5.5	20	1100U08 01	1100U08 02	1100U08 03	1100U08 04	1100U08 05	1100U08 06	3.610
10	7	25	1100U10 01			1100U10 04			6.105
12	8	35	1100U12 01			1100U12 04			8.610
14	9.5	45	1100U14 01 95			1100U14 04 95			11.215
16	11	45	1100U16 01 11	1100U16 02 11	1100U16 03 11	1100U16 04 11			12.176

Inch tubing available upon request








## 2003U Polyurethane (PU) Ester Tubing

Drum 300 m

O.D. (mm)	I.D. (mm)								kg
10	7	25	2003U10 01	2003U10 02	2003U10 03	2003U10 04	2003U10 05	2003U10 06	16.600








## 2005U Polyurethane (PU) Ester Tubing

Drum 500 m

O.D. (mm)	I.D. (mm)								kg
8	5.5	20	2005U08 01	2005U08 02	2005U08 03	2005U08 04	2005U08 05		17.100

## 2010U Polyurethane (PU) Ester Tubing









Drum 1000 m

O.D. (mm)	I.D. (mm)								kg
4	2.5	12	2010U04 01	2010U04 02	2010U04 03	2010U04 04	2010U04 05	2010U04 06	9.840
6	4	15	2010U06 01	2010U06 02	2010U06 03	2010U06 04	2010U06 05	2010U06 06	20.460

# PU Tubing









## 1025U..R Polyurethane (PU) Ether Tubing

Tubepack® 25 m

O.D. (mm)	I.D. (mm)									kg
4	2.5	12	1025U04R01	1025U04R04	1025U04R08	1025U04R12	1025U04R13	1025U04R14	1025U04R17	0.310
5	3	13			1025U05R08					0.522
6	4	15	1025U06R01	1025U06R04	1025U06R08	1025U06R12	1025U06R13	1025U06R14	1025U06R17	0.591
8	5.5	20	1025U08R01	1025U08R04	1025U08R08	1025U08R12	1025U08R13	1025U08R14	1025U08R17	0.971
10	7	25	1025U10R01	1025U10R04	1025U10R08			1025U10R14		1.467
12	8	35	1025U12R01	1025U12R04	1025U12R08			1025U12R14		2.406
14	9.5	45		1025U14R01 95	1025U14R04 95					2.815
16	11	45			1025U16R08 11					2.815





## 1100U ..R Polyurethane (PU) Ether Tubing

Tubepack® 100 m

O.D. (mm)	I.D. (mm)									kg
4	2.5	12	1100U04R01	1100U04R04	1100U04R08	1100U04R12	1100U04R13	1100U04R14	1100U04R17	1.092
6	4	15	1100U06R01	1100U06R04	1100U06R08	1100U06R12	1100U06R13	1100U06R14	1100U06R17	2.064
8	5.5	20	1100U08R01	1100U08R04	1100U08R08	1100U08R12	1100U08R13	1100U08R14	1100U08R17	3.610
10	7	25			1100U10R08			1100U10R14		6.109
12	8	35			1100U12R04			1100U12R08		8.610
14	9.5	45			1100U14R08 95					11.215
16	11	45			1100U16R08 11					12.176





## 2003U..R Polyurethane (PU) Ether Tubing

Drum 300 m

O.D. (mm)	I.D. (mm)					kg
10	7	25	2003U10R01	2003U10R04	2003U10R08	16.600





## 2005U..R Polyurethane (PU) Ether Tubing


Drum 500 m

O.D. (mm)	I.D. (mm)					kg
8	5.5	20	2005U08R01	2005U08R04	2005U08R08	15.600

## 2010U..R Polyurethane (PU) Ether Tubing

Drum 1000 m

O.D. (mm)	I.D. (mm)					kg
4	2.5	12	2010U04R01	2010U04R04	2010U04R08	8.670
6	4	15	2010U06R01	2010U06R04	2010U06R08	18.600



Flexible Calibrated Tubing

Technical Tubing & Hose

# Antistatic PU Tubing

With a constant **10<sup>2</sup> Ω.m resistivity** across the entire thickness of the tubing wall, this tubing guarantees **perfect dissipation of accumulated static electricity**, thereby increasing safety.

## Product Advantages

**Security**

- Low resistivity throughout the material
- Suitable for ATEX\* areas
- Superior longevity
- Excellent vibration absorption
- UV-resistant
- Silicone-free

**Machinery Optimisation**

- Minimum bend radius allowing maximum space saving
- Good chemical resistance
- Wide temperature range
- Stable chemical characteristics throughout tubing



Antistatic Packaging  
Pneumatics  
Electronics  
Spray Painting  
Electrical Converters

Applications

## Technical Characteristics

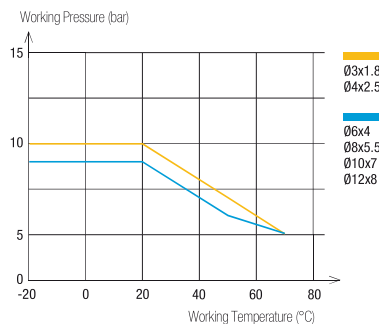
<b>Compatible Fluids</b>	Compressed air, industrial fluids
<b>Working Pressure</b>	Vacuum to 10 bar
<b>Working Temperature</b>	-20°C to +70°C
<b>Component Materials</b>	Polyurethane with conductive additive (50 shore D)

### Regulations

DI: 94/9/EC (ATEX\*)  
DI: 1907/2006 (REACH)  
DI: 2002/95/EC (RoHS), 2011/65/EC  
\*For ATEX areas, please consult us

Reliable performance is dependent upon the type of fluid conveyed and fittings being used. Use is guaranteed with a vacuum of 755 mm Hg (99% vacuum).

### Performance of Antistatic PU Tubing



Tube O.D.	Tube O.D. Tolerance
3 to 8 mm	+0.10 / -0.10
10 to 12 mm	+0.15 / -0.15

### Packaging



Tube pack: 25 m, 100 m

Connected to Parker Legris push-in fittings, the calibration of Parker Legris tubing ensures perfect sealing based on NF E49-101.

To calculate burst pressure, the values in this graph should be multiplied by 3.



## 1025U..A Anti-Static Polyurethane (PU) Ester Tubing

Tubepack® 25 m

O.D. (mm)	I.D. (mm)			kg
4	2.5	12	<a href="#">1025U04A01</a>	0.310
6	4	15	<a href="#">1025U06A01</a>	0.591
8	5.5	25	<a href="#">1025U08A01</a>	0.971

## 1100U..A Anti-Static Polyurethane (PU) Ester Tubing

Tubepack® 100 m

O.D. (mm)	I.D. (mm)			kg
3	1.8	10	<a href="#">1100U03A01</a>	0.836
4	2.5	12	<a href="#">1100U04A01</a>	1.092
6	4	15	<a href="#">1100U06A01</a>	2.064
8	5.5	25	<a href="#">1100U08A01</a>	3.610
10	7	35	<a href="#">1100U10A01</a>	6.105
12	8	45	<a href="#">1100U12A01</a>	8.610

Flexible Calibrated Tubing

Technical Tubing & Hose

### Related Products

To maintain the antistatic properties throughout the circuit, it is recommended that this tubing be used with metallic fittings.

#### Push-In Fittings

[LF 3600](#) P. 1-65



[LF 3800](#) P. 1-77



[LF 3900](#) P. 1-77



#### Compression Fittings

[Brass](#) P. 5-5



[Stainless Steel](#) P. 5-31



# Anti-Spark PU Tubing

Combining **outstanding spark resistance** with superb **flexibility**, this range is perfectly suited for welding applications.

Two types of PU - ether with PVC sheath or single layer ether - are available and allow **rapid installation** with Parker Legris push-in fittings.

## Product Advantages

### PU with PVC Sheath

- High resistance to kinking and abrasion
- Non-adhesive jacket facilitating sheath removal
- Fluid direction marking
- Self-extinguishing sheath, protecting the inner tubing
- Silicone-free

### Single Layer PU

- Minimum bend radius for maximum space saving
- Significant flexibility for rapid cycling
- Good chemical resistance
- Flow direction marking
- Fireproof material
- Silicone-free



Industrial Machinery  
Compressed Air  
Robotics  
Mechanical Constraints  
Cooling  
Welding  
Cabling

Applications

## Technical Characteristics

<b>Compatible Fluids</b>	Industrial fluids, compressed air, coolants
<b>Working Pressure</b>	Vacuum to 14 bar
<b>Working Temperature</b>	-20°C to +70°C
<b>Component Materials</b>	PU ether with PVC sheath PU ether single layer

O.D. of Tube	Sheath Removal Length for LF 3600 (mm)
4 mm	15± 1
6 mm	18± 1
8 mm	19± 1
10 mm	24± 1
12 mm	25± 1

### Regulations

UL94 V-0 (Fire resistance)  
 DI: 2002/95/EC (RoHS),  
 2011/65/EC  
 RG: 1907/2006 (REACH)

### Packaging

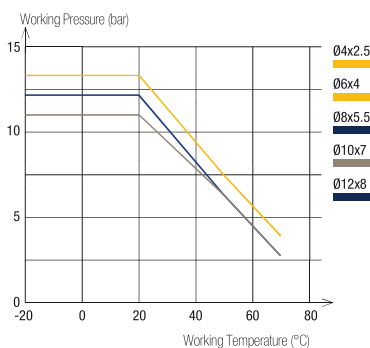
Tube pack\*: 25 m, 100 m

Reliable performance is dependent upon the type of fluid conveyed and fittings being used. Use is guaranteed with a vacuum of 755 mm Hg (99% vacuum).

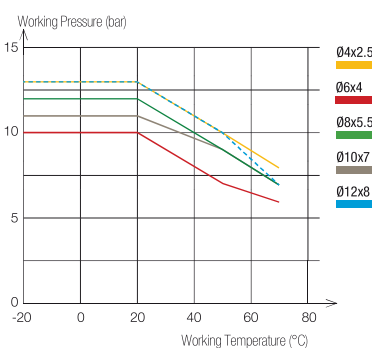
For other fitting ranges, please consult us.

### Tubing Performance

#### Anti-Spark PU Tubing, with PVC Sheath



#### Anti-Spark PU Tubing, Single Layer








Tube O.D.	Tube O.D. Tolerance	Thickness and Tolerances of PVC Sheath
4 to 8 mm	+0.10 / -0.10	1mm +0.10 / -0.10
10 to 12 mm	+0.15 / -0.15	

Connected to Parker Legris push-in fittings, the calibration of Parker Legris tubing ensures perfect sealing based on NF E49-101 (inner tubing for sheathed or single layer tubing).

To calculate burst pressure, the values in these graphs should be multiplied by 3.






## 1025U..V Anti-Spark Sheath Polyurethane (PU) Ether Tubing

Tubepack® 25 m

O.D. (mm)	I.D. (mm)						kg
6	4	12	1025U06V01	1025U06V02	1025U06V03	1025U06V04	1.200
8	5.5	20	1025U08V01	1025U08V02	1025U08V03	1025U08V04	1.620
10	7	25	1025U10V01	1025U10V02	1025U10V03	1025U10V04	2.900
12	8	35	1025U12V01	1025U12V02	1025U12V03	1025U12V04	4.030






## 1100U..V Anti-Spark Sheath Polyurethane (PU) Ether Tubing

Tubepack® 100 m

O.D. (mm)	I.D. (mm)						kg
6	4	12	1100U06V01	1100U06V02	1100U06V03	1100U06V04	5.370
8	5.5	20	1100U08V01	1100U08V02	1100U08V03	1100U08V04	7.630
10	7	25	1100U10V01	1100U10V02	1100U10V03	1100U10V04	10.860
12	8	35	1100U12V01	1100U12V02	1100U12V03	1100U12V04	15.060






## 1025U..K Single Layer Anti-Spark Polyurethane (PU) Ether Tubing

Tubepack® 25 m



O.D. (mm)	I.D. (mm)						kg
4	2.5	12	1025U04K01	1025U04K02	1025U04K03	1025U04K04	0.230
6	4	15	1025U06K01	1025U06K02	1025U06K03	1025U06K04	0.580
8	5.5	20	1025U08K01	1025U08K02	1025U08K03	1025U08K04	0.860
10	7	25	1025U10K01	1025U10K02	1025U10K03	1025U10K04	1.230
12	8	35	1025U12K01	1025U12K02	1025U12K03	1025U12K04	2.080
14	9.5	45		1025U14K02 95	1025U14K03 95		2.620

## 1100U..K Single Layer Anti-Spark Polyurethane (PU) Ether Tubing

Tubepack® 100 m

O.D. (mm)	I.D. (mm)						kg
4	2.5	12	1100U04K01				0.900
6	4	15	1100U06K01	1100U06K02	1100U06K03	1100U06K04	2.320
8	5.5	20	1100U08K01	1100U08K02	1100U08K03	1100U08K04	3.030
10	7	25	1100U10K01	1100U10K02	1100U10K03	1100U10K04	5.100
12	8	35	1100U12K01	1100U12K02	1100U12K03	1100U12K04	8.600
14	9.5	45		1100U14K02 95	1100U14K03 95		10.676

## 6000 71 00 Stripping Tool for Anti-Spark Tubing

	Technical polymer, stainless steel		kg
		6000 71 00	0.098

Working principle of the stripping tool page 3-17

# PE Tubing

Parker Legris offers two types of polyethylene tubing: "**Advanced PE**" 50% reticulated and **Low Density PE**. Our range of "Advanced PE" is designed for demanding environments, especially that of water treatment, without compromising operator **safety**.

## Product Advantages

**Advanced PE** | 50% reticulated material  
 Best balance between flexibility and pressure/temperature resistance  
 Resistant to a wide range of aggressive chemicals  
 UV-stabilised: ideal for outdoor applications  
 Approved for permanent contact with food and beverages  
 Silicone-free

**Low Density PE** | Excellent resistance to aggressive and corrosive agents  
 Good technical trade-off  
 Food-grade material  
 Silicone-free



**Applications**  
 Beverage  
 Chemical  
 Petrochemical  
 Food Process  
 Water  
 Water Treatment

## Technical Characteristics

Tube	Advanced PE	Low Density PE
Compatible Fluids	Water, beverages and other fluids	Industrial fluids
Working Pressure	Vacuum to 16 bar	Vacuum to 20 bar
Working Temperature	-40°C to +95°C	-40°C to +60°C
Component Materials	High quality polyethylene: 50% reticulated PE 50% low density PE (44 shore D)	Low Density Polyethylene (44 shore D)

### Regulations

#### Advanced PE Tubing

FDA: 21 CFR 177.1520  
 RG: 1935/2004/EC  
 DI: 97/23/EC (PED)  
 DI: 2002/95/EC (RoHS), 2011/65/EC  
 NSF 42/58 (1/4" and 3/8" approved for 10 bar and 1/2" approved for 8 bar at room temperature)  
 NSF 51, 61 C-HOT  
 ACS (except for purple colour)  
 WRAS  
 RG: 1907/2006 (REACH)

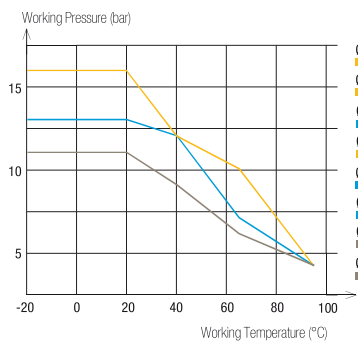
#### Low Density PE Tubing

FDA: 21 CFR 177.1520  
 DI: 2002/95/EC (RoHS), 2011/65/EC  
 DI: 97/23/EC (PED)

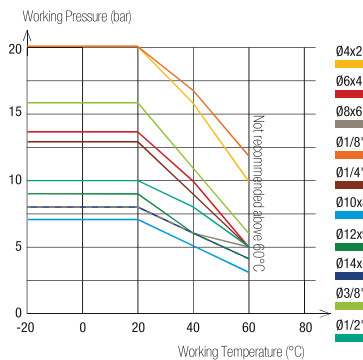
Reliable performance is dependent upon the type of fluid conveyed and fittings being used. Use is guaranteed with a vacuum of 755 mm Hg (99% vacuum).

### Tubing Performance

#### Advanced PE Tubing



#### Low Density PE Tubing



Tube O.D.	Tube O.D. Tolerance
1/4" to 1/2"	+0.10 / -0.10
4 to 14 mm	+0.10 / -0.10

Connected to Parker Legris push-in fittings, the calibration of Parker Legris tubing ensures perfect sealing.

#### Packaging

Advanced PE Tubing  
 Tubepack\*: 75 m, 150 m, 300 m  
 250 feet, 500 feet, 1 000 feet









PE Tubing  
 Tubepack\*: 25 m, 100 m

To calculate burst pressure, the values in these graphs should be multiplied by 3.











**1015Y..F** Advanced Polyethylene (APE) Tubing

Drum 150 m

O.D. (mm)	I.D. (mm)		 Clear						 White	kg
4	2.5	16	1015Y04F00	1015Y04F01	1015Y04F02	1015Y04F03	1015Y04F04	1015Y04F05	1015Y04F10	1.760
6	4	32	1015Y06F00	1015Y06F01	1015Y06F02	1015Y06F03	1015Y06F04	1015Y06F05	1015Y06F10	2.580
8	5.75	40	1015Y08F00	1015Y08F01	1015Y08F02	1015Y08F03	1015Y08F04	1015Y08F05	1015Y08F10	4.050
10	7		1015Y10F00	1015Y10F01	1015Y10F02	1015Y10F03	1015Y10F04	1015Y10F05	1015Y10F10	6.200









**1030Y..F** Advanced Polyethylene (APE) Tubing

Drum 300 m

O.D. (mm)	I.D. (mm)		 Clear						 White	kg
4	2.5	16	1030Y04F00	1030Y04F01	1030Y04F02	1030Y04F03	1030Y04F04	1030Y04F05	1030Y04F10	2.860
6	4	32	1030Y06F00	1030Y06F01	1030Y06F02	1030Y06F03	1030Y06F04	1030Y06F05	1030Y06F10	4.800









**1075Y..F** Advanced Polyethylene (APE) Tubing

Drum 75 m

O.D. (mm)	I.D. (mm)		 Clear						 White	kg
12	9	55	1075Y12F00	1075Y12F01	1075Y12F02	1075Y12F03	1075Y12F04	1075Y12F05	1075Y12F10	5.550









**1096Y..F** Advanced Polyethylene (APE) Tubing

Drum 250 ft

O.D. (inch)	I.D. (inch)		 Clear						 White	kg
1/2	0.375	1.96	1096Y62F00	1096Y62F01	1096Y62F02	1096Y62F03	1096Y62F04	1096Y62F05	1096Y62F10	5.900



**1098Y..F** Advanced Polyethylene (APE) Tubing

Drum 500 ft

O.D. (inch)	I.D. (inch)		 Clear						 White	kg
1/4	0.170	0.78	1098Y56F00	1098Y56F01	1098Y56F02	1098Y56F03	1098Y56F04	1098Y56F05	1098Y56F10	3.300
3/8	0.250	1.18	1098Y60F00	1098Y60F01	1098Y60F02	1098Y60F03	1098Y60F04	1098Y60F05	1098Y60F10	6.300

**1099Y..F** Advanced Polyethylene (APE) Tubing



Drum 1000 ft

O.D. (inch)	I.D. (inch)		 Clear						 White	kg
1/4	0.170	0.78	1099Y56F00	1099Y56F01	1099Y56F02	1099Y56F03	1099Y56F04	1099Y56F05	1099Y56F10	5.500

## Low Density Polyethylene (LDPE) Tubing



**1025Y**

Tubepack® 25 m

Ø ext. (inch)	Ø int. (inch)		 Clear	kg
1/8	1.57	13	1025Y53 00	0.270
1/4	4.3	32	1025Y56 00	0.400
3/8	6.35	50	1025Y60 00	0.760
1/2	9.65	64	1025Y62 00	1.330

**1100Y**

Tubepack® 100 m

O.D. (mm)	I.D. (mm)		 Clear	kg
4	2	25	1100Y04 00	0.910
6	4	35	1100Y06 00	1.500
8	6	55	1100Y08 00	2.140
10	8	80	1100Y10 00	2.710
12	9	65	1100Y12 00	4.750
14	11	80	1100Y14 00	5.650

# Fluoropolymer Tubing – FEP

**FEP** (fluorinated ethylene propylene) tubing is a **robust engineering fluoropolymer** which provides excellent fluid visibility and is perfect for flow control monitoring.

## Product Advantages

**Flow Control** | Transparent  
Flexible and non-flammable material  
Resistant to nearly all chemicals and solvents

**Tried-&-Tested Properties** | Excellent transmission of UV light  
Low friction coefficient  
Food-grade material  
Low permeability  
Easily weldable  
Silicone-free

Instrumentation  
Food Process  
UV  
Gas Sampling  
Chemical  
Temperature Cycling  
Laboratory

Applications

## Technical Characteristics

<b>Compatible Fluids</b>	Industrial fluids
<b>Working Pressure</b>	0 to 28 bar
<b>Working Temperature</b>	-40°C to +150°C
<b>Component Materials</b>	Fluorinated ethylene propylene (pure)

### Regulations

#### Food

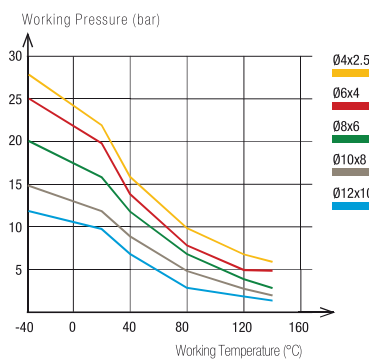
FDA: 21 CFR 177.1550  
RG: 1935/2004

#### Industrial

UL94 V-0 (Fire resistance)  
DI: 2002/95/EC (RoHS), 2011/65/EC  
DI: 97/23/EC (PED)  
RG: 1907/2006 (REACH)

Reliable performance is dependent upon the type of fluid conveyed and fittings being used.

### Performance of FEP Tubing



Tube O.D.	Tube O.D. Tolerance
4 mm	+0.05 / -0.05
6 to 10 mm	+0.07 / -0.07
12 mm	+0.10 / -0.10



### Packaging

Tube pack: 5 m, 25 m, 100 m

Connected to Parker Legris push-in fittings, the calibration of Parker Legris tubing ensures perfect sealing.



## 1005T Fluoropolymer (FEP) Tubing

Tubepack® 5 m

O.D. (mm)	I.D. (mm)		 Clear	kg
4	2.5	40	<a href="#">1005T04 00 25</a>	0.155
6	4	50	<a href="#">1005T06 00</a>	0.250
8	6	70	<a href="#">1005T08 00</a>	0.385
10	8	120	<a href="#">1005T10 00</a>	0.524
12	10	180	<a href="#">1005T12 00</a>	0.547

## 1025T Fluoropolymer (FEP) Tubing

Tubepack® 25 m

O.D. (mm)	I.D. (mm)		 Clear	kg
4	2.5	40	<a href="#">1025T04 00 25</a>	0.506
6	4	50	<a href="#">1025T06 00</a>	1.025
8	6	70	<a href="#">1025T08 00</a>	1.431
10	8	120	<a href="#">1025T10 00</a>	1.693
12	10	180	<a href="#">1025T12 00</a>	1.913

Flexible Calibrated Tubing

Technical Tubing & Hose

## Related Products

Parker Legris stainless steel fittings are perfectly suited for use with fluoropolymer tubing (PFA, FEP).

### Push-In Fittings

[LF 3800](#) P. 1-77



[LF 3900](#) P. 1-77



### Compression Fittings

[Stainless Steel](#) P. 5-31



# Fluoropolymer Tubing - PFA

Parker Legris **PFA** (perfluoroalkoxy) tubing offers **10 times greater durability** than other fluoropolymer tubings (PTFE, FEP and PVDF) under severe chemical and mechanical conditions. This tubing range is available in **three material grades**, offering perfect compatibility with all applications, even in extreme environments.

## Product Advantages

### Great Versatility

- Exceptional chemical inertia
- A flexible alternative to stainless steel tubing
- Broad range of working temperatures, from cryogenic to extreme heat
- Non-stick properties allowing conveyance of many fluids & gases
- Outstanding resistance to ageing
- Fluoropolymer with the lowest permeability
- Non-flammable
- UV-transparent
- Tube marking on request
- Silicone-free

### Three Material Grades

- Clear High Purity PFA: to cover all applications, including those requiring maximum mechanical resistance
- Coloured PFA: for circuit identification
- Black Antistatic PFA: eliminates all risk of electrostatic discharge



Applications

- Food-Process
- Fuel Cells
- Electrical/Electronics
- Aircraft
- Oil/Gas Industry
- Pharmaceutical
- Medical
- Chemical
- Clean Rooms

## Technical Characteristics

<b>Compatible Fluids</b>	Medical, bio-compatible, food process, gas, compressed air
<b>Working Pressure</b>	Vacuum to 36 bar
<b>Working Temperature</b>	-196°C to +260°C
<b>Component Materials</b>	Perfluoroalkoxy <ul style="list-style-type: none"> <li>• High Purity PFA</li> <li>• Translucent coloured PFA</li> <li>• Antistatic PFA</li> </ul>

Reliable performance is dependent upon the type of fluid conveyed and fittings being used. Use is guaranteed with a vacuum of 755 mm Hg (99% vacuum).

### Regulations

#### Medical

USP: Class VI (A)  
External communication devices

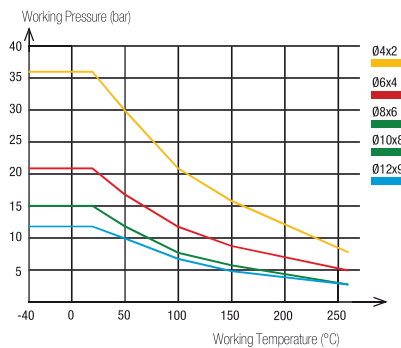
#### Industrial

UL94 V-0 (Fire resistance)  
DI: 2002/95/EC (RoHS), 2011/65/EC  
DI: 97/23/EC (PED)  
RG: 1907/2006 (REACH)  
DI: 94/09/EC (ATEX, black tubing)

#### Food Industry

FDA: 21 CFR 177.1550  
(clear, translucent coloured)  
RG: 1935/2004  
NSF 51 (material)

### Performance of PFA Tubing



Tube O.D.	Tube O.D. Tolerance
4 to 8 mm	+0.10 / -0.10
10 to 12 mm	+0.15 / -0.15

### Packaging






Tube pack: 10 m, 50 m, 100 m

Connected to Parker Legris push-in fittings, the calibration of Parker Legris tubing ensures perfect sealing based on NF E49-100.

To calculate burst pressure, the values in this graph should be multiplied by 3.






**1010T..P** Fluoropolymer (PFA) Tubing

Tubepack® 10 m

O.D. (mm)	I.D. (mm)		 Clear	 crystal	 crystal	 crystal	kg
4	2	12	<a href="#">1010T04P00</a>	<a href="#">1010T04P12</a>	<a href="#">1010T04P13</a>	<a href="#">1010T04P14</a>	0.087
6	4	34	<a href="#">1010T06P00</a>	<a href="#">1010T06P12</a>	<a href="#">1010T06P13</a>	<a href="#">1010T06P14</a>	0.237
8	6	60	<a href="#">1010T08P00</a>	<a href="#">1010T08P12</a>	<a href="#">1010T08P13</a>	<a href="#">1010T08P14</a>	0.410
10	8	95	<a href="#">1010T10P00</a>	<a href="#">1010T10P12</a>	<a href="#">1010T10P13</a>	<a href="#">1010T10P14</a>	0.723
12	9	120	<a href="#">1010T12P00</a>	<a href="#">1010T12P12</a>	<a href="#">1010T12P13</a>	<a href="#">1010T12P14</a>	1.148






**1050T..P** Fluoropolymer (PFA) Tubing

Tubepack® 50 m

O.D. (mm)	I.D. (mm)		 Clear	 crystal	 crystal	 crystal	kg
4	2	12	<a href="#">1050T04P00</a>	<a href="#">1050T04P12</a>	<a href="#">1050T04P13</a>	<a href="#">1050T04P14</a>	0.435
6	4	34	<a href="#">1050T06P00</a>	<a href="#">1050T06P12</a>	<a href="#">1050T06P13</a>	<a href="#">1050T06P14</a>	1.185
8	6	60	<a href="#">1050T08P00</a>	<a href="#">1050T08P12</a>	<a href="#">1050T08P13</a>	<a href="#">1050T08P14</a>	2.050
10	8	95	<a href="#">1050T10P00</a>	<a href="#">1050T10P12</a>	<a href="#">1050T10P13</a>	<a href="#">1050T10P14</a>	3.615
12	9	120	<a href="#">1050T12P00</a>	<a href="#">1050T12P12</a>	<a href="#">1050T12P13</a>	<a href="#">1050T12P14</a>	5.740



**1100T..P** Fluoropolymer (PFA) Tubing

Tubepack® 100 m

O.D. (mm)	I.D. (mm)		 Clear	 crystal	 crystal	 crystal	kg
4	2	12	<a href="#">1100T04P00</a>	<a href="#">1100T04P12</a>	<a href="#">1100T04P13</a>	<a href="#">1100T04P14</a>	0.870
6	4	34	<a href="#">1100T06P00</a>	<a href="#">1100T06P12</a>	<a href="#">1100T06P13</a>	<a href="#">1100T06P14</a>	2.370
8	6	60	<a href="#">1100T08P00</a>	<a href="#">1100T08P12</a>	<a href="#">1100T08P13</a>	<a href="#">1100T08P14</a>	4.100
10	8	95	<a href="#">1100T10P00</a>	<a href="#">1100T10P12</a>	<a href="#">1100T10P13</a>	<a href="#">1100T10P14</a>	7.230
12	9	120	<a href="#">1100T12P00</a>	<a href="#">1100T12P12</a>	<a href="#">1100T12P13</a>	<a href="#">1100T12P14</a>	11.480



**1010T..A** Fluoropolymer (PFA) Antistatic Tubing

Tubepack® 10 m

O.D. (mm)	I.D. (mm)			kg
4	2	12	<a href="#">1010T04A01</a>	0.087
6	4	34	<a href="#">1010T06A01</a>	0.237
8	6	60	<a href="#">1010T08A01</a>	0.410
10	8	95	<a href="#">1010T10A01</a>	0.723
12	9	120	<a href="#">1010T12A01</a>	1.148

**1050T..A** Fluoropolymer (PFA) Antistatic Tubing

Tubepack® 50 m

O.D. (mm)	I.D. (mm)			kg
4	2	12	<a href="#">1050T04A01</a>	0.435
6	4	34	<a href="#">1050T06A01</a>	1.185
8	6	60	<a href="#">1050T08A01</a>	2.050
10	8	95	<a href="#">1050T10A01</a>	0.362
12	9	120	<a href="#">1050T12A01</a>	5.740

# Multi-Tubing

Our range of multi-tubing combines high quality performance and **space optimisation** in complex pneumatic circuits **covering a wide range of environments**. **Many possible configurations** are available, depending on the pressure, temperature, flexibility and compatibility requirements.

## Product Advantages

### Sheathed PA Tubing

- PVC sheath resistant to external damage:
  - abrasion
  - weld spatter
  - aggressive fluids
- Helically wound: minimum bend radius, compact installation
- Simplified routing
- Easy identification of circuits
- Same technical performance as PA
- Possible number of tubes: from 2 to 12, with numbering
- Silicone-free

### Twin PU Ester Tubing

- Tubes fully joined for improved solidity
- External diameter maintained after separation
- Rapid identification of circuits
- Quick and easy installation
- Simplified routing
- 3 colour combinations available
- Silicone-free



Pneumatics  
Automation  
Robotics  
Transportation  
In-Plant Automotive  
Process Industry

Applications

## Technical Characteristics

Tube	PA	PU
Compatible Fluids	Compressed air, chemicals, industrial fluids	Compressed air, industrial fluids
Working Pressure	Vacuum to 24 bar	0 to 14 bar
Working Temperature	-40°C to +80°C	-20°C to +70°C
Component Materials	Polyamide	Polyurethane ester

Reliable performance is dependent upon the type of fluid conveyed and fittings being used. Use is guaranteed with a vacuum of 755 mm Hg (99% vacuum).

### Regulations

**Industrial**  
 DI: 2002/95/EC (RoHS), 2011/65/EC  
 DI: 97/23/EC (PED)  
 RG: 1907/2006 (REACH)

Performance and chemical resistance according to DIN 73378

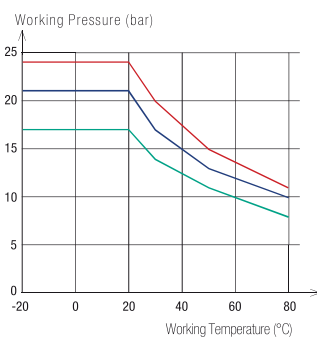
### Packaging

Sheathed PA Tubing:  
 Tubepack® 10 m, 50 m

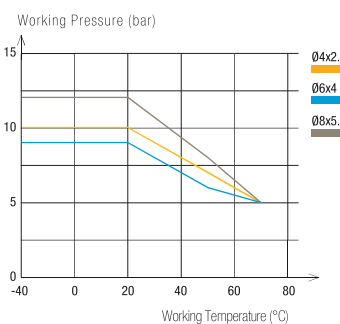
Twin PU Ester Tubing:  
 Tubepack® 25 m

### Tubing Performance

#### Sheathed PA Tubing



#### Twin PU Ester Tubing





Material	Tube O.D.	Tube O.D. Tolerance
PA	4 mm	+0.05 / -0.08
	6 to 8 mm	+0.05 / -0.10
PU	4 to 8 mm	+0.10 / -0.10

Connected to Parker Legris push-in fittings, the calibration of Parker Legris tubing ensures perfect sealing based on NF E49-100 (for semi-rigid PA) and NF E49-101 (for twin PU ester).

To calculate burst pressure, the values in these graphs should be multiplied by 3.



## 1010P.. M Semi-Rigid Polyamide (PA) Multi-Tubing

Reel 10 m

O.D. (mm)	I.D. (mm)		Number of tubes		kg
4	2.7	35	4	1010P04 00M04	1.440
4	2.7	45	7	1010P04 00M07	1.920
6	4	55	4	1010P06 00M04	2.300
6	4	60	7	1010P06 00M07	2.900
8	6	45	2	1010P08 00M02	2.600





## 1050P.. M Semi-Rigid Polyamide (PA) Multi-Tubing

Reel 50 m

O.D. (mm)	I.D. (mm)		Number of tubes		kg
4	2.7	20	2	1050P04 00M02	4.400
4	2.7	35	4	1050P04 00M04	6.600
4	2.7	45	7	1050P04 00M07	8.200
4	2.7	55	12	1050P04 00M12	12.444
6	4	45	2	1050P06 00M02	8.400
6	4	55	4	1050P06 00M04	14.500
6	4	60	7	1050P06 00M07	12.500
8	6	45	2	1050P08 00M02	13.000

## 1420U Twin Polyurethane (PU) Tubing

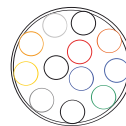
Tubepack® 25 m

O.D. tube (mm)	I.D. tube (mm)					kg
4	2.5	12	1420U04 11	1420U04 44	1420U04 41	0.620
6	4	15	1420U06 11	1420U06 44	1420U06 41	1.182
8	5.5	20	1420U08 11	1420U08 44	1420U08 41	1.942

### Colour Selection



Multi-Tubing  
Semi-Rigid PA/PVC Sheath



### Related Products

To complement the Multi-Tubing range, Parker Legris proposes multi-connectors, shown in Chapter 1.

#### Push-In Fittings

**Multi-Connector** P. 1-31



# PA Recoil Tubing

Parker Legris recoil tubing has a **lasting memory after multiple uses**, offering an **alternative to reels** for excellent ergonomics and space saving. The pre-assembled tubes are equipped with a protection spring, preventing damage to the ends.

## Product Advantages

**Excellent Mechanical Properties**

- Low pressure drop
- Good chemical compatibility
- Self-retracting
- Identical technical performance to PA tubing
- Silicone-free

**Comprehensive Range**

- Ready-to-use
- Various colours for circuit identification
- Available with pre-assembled connectors



MRO  
Pneumatic Tools  
Transportation  
Lubrication  
Industrial Cleaning  
Robotics  
Car Washing

Applications

## Technical Characteristics

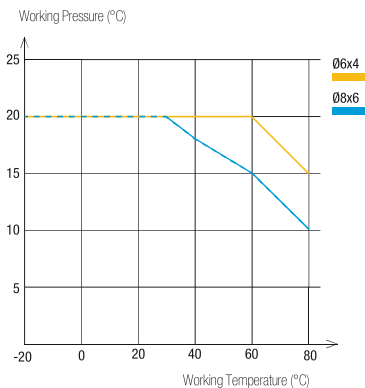
<b>Compatible Fluids</b>	Compressed air, lubricants, Other fluids: please consult us
<b>Working Pressure</b>	Vacuum to 20 bar
<b>Working Temperature</b>	-20°C to +80°C
<b>Component Materials</b>	Polyamide (68 Shore D)

### Regulations

DI: 97/23/EC (PED)  
RG: 1907/2006 (REACH)  
DI: 2002/95/EC (RoHS), 2011/65/EC

Reliable performance is dependent upon the type of fluid conveyed and fittings being used. Use is guaranteed with a vacuum of 755 mm Hg (99% vacuum).

### Performance of PA Recoil Tubing



Tube O.D.	Passage	Tube O.D. Tolerance
6 mm	4 mm	+0.05 / -0.10
8 mm	6 mm	+0.05 / -0.10



### Packaging

Plastic bags: 2m to 6 m  
Other lengths and colours on request

To calculate burst pressure, the values in these graphs should be multiplied by 3.





### 1470P Polyamide (PA) Recoil Tubing 2 m, Male BSPT Fitting

O.D. (mm)	I.D. (mm)	BSPT Thread			Total Closed Length (mm)	O.D. of Coil (mm)	kg
6	4	R1/4	<a href="#">1470P06 04 13</a>	<a href="#">1470P06 07 13</a>	520	60	0.143
8	6		<a href="#">1470P08 04 13</a>	<a href="#">1470P08 07 13</a>	560	70	0.174


Length of long straight section: 300 mm  
Length of short straight section: 100 mm

### 1471P Polyamide (PA) Recoil Tubing 4 m, Male BSPT Fitting

O.D. (mm)	I.D. (mm)	BSPT Thread			Total Closed Length (mm)	O.D. of Coil (mm)	kg
6	4	R1/4	<a href="#">1471P06 04 13</a>	<a href="#">1471P06 07 13</a>	640	60	0.199
8	6		<a href="#">1471P08 04 13</a>	<a href="#">1471P08 07 13</a>	720	70	0.249

Length of long straight section: 300 mm  
Length of short straight section: 100 mm

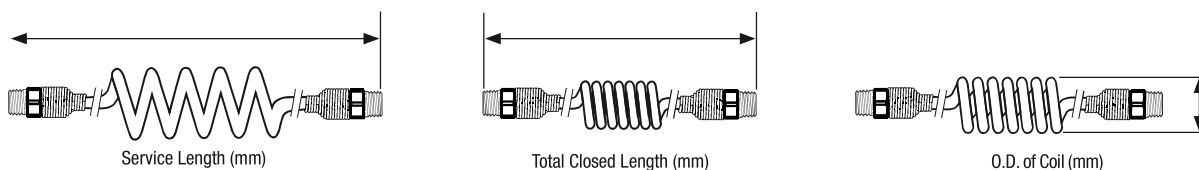
### 1472P Polyamide (PA) Recoil Tubing 6 m, Male BSPT Fitting

O.D. (mm)	I.D. (mm)	BSPT Thread			Total Closed Length (mm)	O.D. of Coil (mm)	kg
6	4	R1/4	<a href="#">1472P06 04 13</a>	<a href="#">1472P06 07 13</a>	760	60	0.260
8	6		<a href="#">1472P08 04 13</a>	<a href="#">1472P08 07 13</a>	880	70	0.329

Length of long straight section: 300 mm  
Length of short straight section: 100 mm

### Dimensions for Recoil Tubing

Service length: maximum recommended operating length in order to ensure that the coil will continue to contract after multiple uses.



# PU Recoil Tubing

With its small coil diameter and good impact resistance, this polyurethane recoil tubing is perfect for installations requiring **flexibility** in confined spaces. Good resistance to shock and abrasion, together with a design integrating straight ends, allow for **easy and safe operation** of pneumatic equipment.


## Product Advantages

### Excellent Mechanical Properties

- Excellent coil memory
- Abrasion-resistant
- Perfect for rapid cycling applications
- Consistent tensile strength
- Optimum longevity
- Low pressure drop
- Lightweight with plastic protection spring
- Silicone-free

### Comprehensive Range

- Available in 2 materials: PU ester and PU ether
- With or without pre-assembled fittings
- Pre-assembled plastic or metal protection springs to prevent damage to equipment and tubing



Workshops  
Tooling  
Pneumatics  
Motion Technologies  
Robotics  
Industrial Machinery

Applications

## Technical Characteristics

Compatible Fluids	Compressed air
Working Pressure	0 to 10 bar
Working Temperature	-20°C to +70°C (assembled tubing)
Component Materials	Polyurethane (52 Shore D)

### Regulations

**Industrial**  
NF E49-101  
DI: 2002/95/EC (RoHS), 2011/65/EC  
DI: 97/23/EC (PED)  
RG: 1907/2006 (REACH)

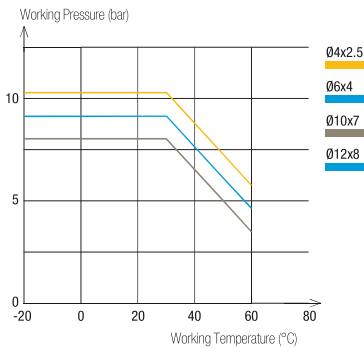
### Packaging

Plastic bags: from 2 m to 7.5 m

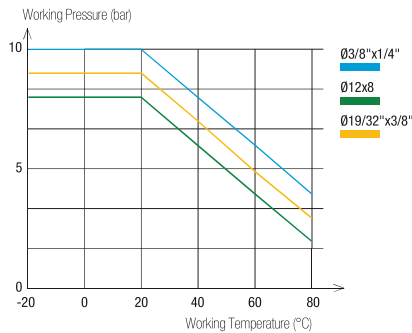
Reliable performance is dependent upon the type of fluid conveyed and fittings being used.

## Performance of PU Recoil Tubing

### PU Ester Recoil Tubing






### PU Ether Recoil Tubing



Tube O.D.	Tube I.D.	Tube O.D. Tolerance
4 to 8 mm	2.5 to 5.5 mm	+0.10 / -0.10
10 to 12 mm	7 to 8 mm	+0.15 / -0.15
3/8" and 19/32"	1/4" and 3/8"	+/- 0.005"




To calculate burst pressure, the values in these graphs should be multiplied by 3.

## 1470U Polyurethane (PU) Ester Recoil Tubing 2 m, Male BSPT Fitting

O.D. (mm)	I.D. (mm)	BSPT Thread				Total Closed Length (mm)	O.D. of Coil (mm)	kg
4	2.5	R1/8	1470U04 03 10	1470U04 04 10	1470U04 05 10	595	24	0.060
6	4	R1/4	1470U06 03 13	1470U06 04 13	1470U06 05 13	630	32	0.060
8	5	R1/4	1470U08 03 13	1470U08 04 13	1470U08 05 13	780	42	0.120
10	7	R1/4	1470U10 03 13	1470U10 04 13	1470U10 05 13	780	62	0.160
12	8	R3/8	1470U12 03 17	1470U12 04 17	1470U12 05 17	780	65	0.190




Length of long straight section, O.D. < 8 mm: 300 mm; Length of long straight section, O.D. ≥ 8 mm: 500 mm; Length of short straight section, for all O.D.: 100 mm

## 1471U Polyurethane (PU) Ester Recoil Tubing 4 m, Male BSPT Fitting

O.D. (mm)	I.D. (mm)	BSPT Thread				Total Closed Length (mm)	O.D. of Coil (mm)	kg
4	2.5	R1/8	1471U04 03 10	1471U04 04 10	1471U04 05 10	785	24	0.100
6	4	R1/4	1471U06 03 13	1471U06 04 13	1471U06 05 13	850	32	0.160
8	5	R1/4	1471U08 03 13	1471U08 04 13	1471U08 05 13	1000	42	0.200
10	7	R1/4	1471U10 03 13	1471U10 04 13	1471U10 05 13	1000	62	0.230
12	8	R3/8	1471U12 03 17	1471U12 04 17	1471U12 05 17	1140	65	0.260


Length of long straight section, O.D. < 8 mm: 300 mm; Length of long straight section, O.D. ≥ 8 mm: 500 mm; Length of short straight section, for all O.D.: 100 mm

## 1472U Polyurethane (PU) Ester Recoil Tubing 6 m, Male BSPT Fitting

O.D. (mm)	I.D. (mm)	BSPT Thread				Total Closed Length (mm)	O.D. of Coil (mm)	kg
8	5	R1/4	1472U08 03 13	1472U08 04 13	1472U08 05 13	1230	42	0.280
10	7	R1/4	1472U10 03 13	1472U10 04 13	1472U10 05 13	1140	62	0.295
12	8	R3/8	1472U12 03 17	1472U12 04 17	1472U12 05 17	1190	65	0.310


Length of long straight section, O.D. < 8 mm: 300 mm; Length of long straight section, O.D. ≥ 8 mm: 500 mm; Length of short straight section, for all O.D.: 100 mm

## 1460U Polyurethane (PU) Ester Recoil Tubing 2 m

O.D. (mm)	I.D. (mm)		Total Closed Length (mm)	O.D. of Coil (mm)	kg
8	5	1460U08 04	780	42	0.064
10	7	1460U10 04	780	62	0.122
12	8	1460U12 04	780	65	0.172


Length of long straight section, O.D. < 8 mm: 300 mm; Length of long straight section, O.D. ≥ 8 mm: 500 mm; Length of short straight section, for all O.D.: 100 mm

## 1461U Polyurethane (PU) Ester Recoil Tubing 4 m

O.D. (mm)	I.D. (mm)		Total Closed Length (mm)	O.D. of Coil (mm)	kg
8	5	1461U08 04	1000	42	0.128
10	7	1461U10 04	1000	62	0.244
12	8	1461U12 04	1000	65	0.344

Length of long straight section, O.D. < 8 mm: 300 mm; Length of long straight section, O.D. ≥ 8 mm: 500 mm; Length of short straight section, for all O.D.: 100 mm


## 1462U Polyurethane (PU) Ester Recoil Tubing 6 m

O.D. (mm)	I.D. (mm)		Total Closed Length (mm)	O.D. of Coil (mm)	kg
8	5	1462U08 04	1230	42	0.192
10	7	1462U10 04	1140	62	1.246
12	8	1462U12 04	1190	65	0.280


Length of long straight section, O.D. < 8 mm: 300 mm; Length of long straight section, O.D. ≥ 8 mm: 500 mm; Length of short straight section, for all O.D.: 100 mm

# PU Recoil Tubing


## 1445U..R Recoil Polyurethane (PU) Ether Tubing 3 m, Male BSPP Fitting

O.D. (mm)	I.D. (mm)	BSPP Thread		Total Closed Length (mm)	O.D. of Coil (mm)	kg
8	5	G1/4	<a href="#">1445U08R04 13</a>	819	40	0.170
3/8"	1/4"	G1/4	<a href="#">1445U60R04 13</a>	769	60	0.230
12	8	G3/8	<a href="#">1445U12R04 17</a>	789	80	0.310
14	9.5	G3/8	<a href="#">1445U14R04 17</a>	759	110	0.460


## 1441U..R Recoil Polyurethane (PU) Ether Tubing 4 m, Male BSPP Fitting

O.D. (mm)	I.D. (mm)	BSPP Thread		Total Closed Length (mm)	O.D. of Coil (mm)	kg
8	5	G1/4	<a href="#">1441U08R04 13</a>	889	40	0.220
3/8"	1/4"	G1/4	<a href="#">1441U60R04 13</a>	819	60	0.260
12	8	G3/8	<a href="#">1441U12R04 17</a>	849	80	0.400
14	9.5	G3/8	<a href="#">1441U14R04 17</a>	809	110	0.554

## 1442U..R Recoil Polyurethane (PU) Ether Tubing 6 m, Male BSPP Fitting


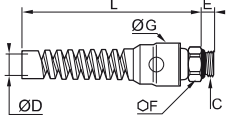

O.D. (mm)	I.D. (mm)	BSPP Thread		Total Closed Length (mm)	O.D. of Coil (mm)	kg
8	5	G1/4	<a href="#">1442U08R04 13</a>	1029	40	0.340
3/8"	1/4"	G1/4	<a href="#">1442U60R04 13</a>	929	60	0.360
12	8	G3/8	<a href="#">1442U12R04 17</a>	969	80	0.530
14	9.5	G3/8	<a href="#">1442U14R04 17</a>	909	110	0.920

## 1447U..R Recoil Polyurethane (PU) Ether Tubing 7.5 m, Male BSPP Fitting


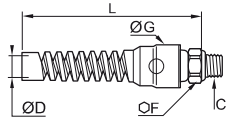

O.D. (mm)	I.D. (mm)	BSPP Thread		Total Closed Length (mm)	O.D. of Coil (mm)	kg
8	5	G1/4	<a href="#">1447U08R04 13</a>	1134	40	0.420
3/8"	1/4"	G1/4	<a href="#">1447U60R04 13</a>	1009	60	0.460
12	8	G3/8	<a href="#">1447U12R04 17</a>	1059	80	0.600
14	9.5	G3/8	<a href="#">1447U14R04 17</a>	984	110	1.150

# Accessories

## 0694 Push-In Fitting with Protection Spring, Male BSPP Thread

	Nickel-plated brass, NBR				E	F	G	L	kg								
	ØD	C								8	G1/4	0694 08 13	6.5	16	24	104.5	0.067
										10	G1/4	0694 10 13	6.5	18	24	106.5	0.062
										12	G3/8	0694 12 17	7.5	20	29.5	126	0.080

## 0695 Push-In Fitting with Protection Spring, Male BSPT Thread

	Nickel-plated brass, NBR				F	G	L	kg							
	ØD	C							8	R1/4	0695 08 13	14	24	104.5	0.055
									10	R1/4	0695 10 13	18	24	106.5	0.064
									12	R3/8	0695 12 17	20	29.5	126	0.090

# Braided PU Recoil Hose

This recoil hose offers all the advantages of polyurethane, combining the **durability** and **kink resistance** of bulkier braided hoses with great **elasticity** and maximum **flexibility**.

## Product Advantages

### Excellent Mechanical Properties

Unsurpassed resistance to abrasion: 10 times better than rubber, polyamide and non-braided polyurethane  
 Excellent flexibility and coil memory: minimizes work fatigue  
 Highly kink and crush-resistant  
 Silicone-free

### Ready-to-Use

Pre-assembled threaded fittings  
 Tube ends protected with a plastic spring  
 Lightweight for easy handling  
 3 lengths available  
 Translucent blue: visibility of the fluid



Applications

Machine Tools  
 Industrial Assembly  
 Pneumatics  
 In-Plant Automotive  
 Workshops

## Technical Characteristics

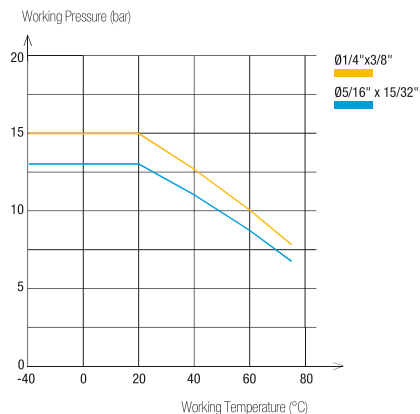
<b>Compatible Fluids</b>	Compressed air Other fluids: please consult us
<b>Working Pressure</b>	0 to 15 bar
<b>Working Temperature</b>	-40°C to +75°C
<b>Component Materials</b>	Polyurethane (85 shore A)

### Regulations

DI: 97/23/EC(PED)  
 RG: 1907/2006 (REACH)  
 DI: 2002/95/EC (RoHS), 2011/65/EC

Reliable performance is dependent upon the type of fluid conveyed and fittings being used.

### Performance of Braided PU Recoil Hose



Hose O.D.	Hose I.D.	Hose I.D. Tolerance
3/8" 15/32"	1/4" 5/16"	+/- 0.005"


### Packaging

Plastic bags: 3 m to 7.5 m


Connected to Parker Legris push-in fittings, the calibration of PU tubing ensures perfect sealing.

To calculate burst pressure, the values in this graph should be multiplied by 4.


## 1445U..E Braided Polyurethane (PU) Recoil Hose 3 m, Male BSPP Fitting

Ø ext. (mm)	I.D. (mm)	BSPP Thread		Total Closed Length (mm)	O.D. of Coil (mm)	kg
3/8"	1/4"	G1/4	<a href="#">1445U60E04 13</a>	870	42	0.210
12	8	G3/8	<a href="#">1445U12E04 17</a>	880	55	0.300

## 1442U..E Braided Polyurethane (PU) Recoil Hose 6 m, Male BSPP Fitting

O.D. (mm)	I.D. (mm)	BSPP Thread		Total Closed Length (mm)	O.D. of Coil (mm)	kg
3/8"	1/4"	G1/4	<a href="#">1442U60E04 13</a>	1140	42	0.420
12	8	G3/8	<a href="#">1442U12E04 17</a>	1160	55	0.600

## 1447U..E Braided Polyurethane (PU) Recoil Hose 7.5 m, Male BSPP Fitting

O.D. (mm)	I.D. (mm)	BSPP Thread		Total Closed Length (mm)	O.D. of Coil (mm)	kg
3/8"	1/4"	G1/4	<a href="#">1447U60E04 13</a>	1275	42	0.525
12	8	G3/8	<a href="#">1447U12E04 17</a>	1300	55	0.750

### Related Products

Parker Legris recoil tubing is designed for use with Parker Legris blowguns and couplers.

#### Industrial Blowguns

**Polymer** P. 7-3



**Metal** P. 7-12



#### Couplers

**C 9000** P. 8-7



**Metal** P. 8-18



# PVC Braided Hose

Parker Legris offers two **grades of PVC** which cover a wide range of industrial applications for the **transportation of various fluids**.

## Product Advantages

**Food-Grade PVC** Monograde tubing reinforced with a braided polyester ply  
 Flexible: space saving during installation  
 Translucent for visual identification:

- of the fluid
- of inner cleanliness
- of fluid flow

Food-grade, without phthalates  
 Silicone-free

**Industrial PVC** Tubing with a braided polyester ply between 2 grades of PVC  
 Resistant to abrasion, impact and crushing  
 Increased durability  
 Lightweight and easy-to-use  
 Silicone-free



**Applications**

Robotics  
 In-Plant Automotive  
 Pneumatics  
 Semi-Conductors  
 Textile  
 Packaging  
 Vacuum

## Technical Characteristics

Hose	Food-Grade PVC	Industrial PVC
Compatible Fluids	Compressed air, other fluids	Compressed air
Working Pressure	0 to 15 bar	0 to 15 bar
Working Temperature	-20°C to +70°C	-25°C to +60°C
Component Materials	Translucent food-grade PVC, phthalate-free with polyester braid	Industrial blue PVC, multi-layer, with polyester braid

### Regulations

#### Food-Grade PVC

FDA: 21 CFR 177.1550  
 RG: 1907/2006 (REACH)  
 RG: 1935/2004  
 DI: 2002/95/EC (RoHS), 2011/65/EC  
 DI: 2007/10/EC (phthalates)

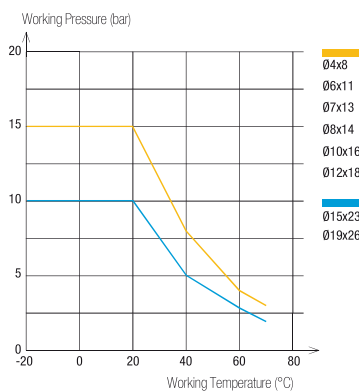
#### Industrial PVC

DI: 97/23/CE (PED)  
 RG: 1907/2006 (REACH)  
 DI: 2002/95/EC (RoHS), 2011/65/EC

Reliable performance is dependent upon the type of fluid conveyed and fittings being used.

### Hose Performance

#### Food-Grade PVC



Hose Type	Hose I.D.	Hose I.D. Tolerance
Food-Grade PVC	4 to 6 mm	+0.5 / -0.5
	7 to 12 mm	+0.6 / -0.6
	15 to 19 mm	+0.8 / -0.8
Industrial PVC	6.3 mm	+0.3 / -0.3
	9 mm	+0.5 / -0.5
	12.7 mm	+0.6 / -0.6

#### Packaging

Reel: 25 m, 50 m  
 (with protective plastic bag)



To calculate burst pressure, the values in these graphs should be multiplied by 3.



**1025V**

## Food-Grade Braided PVC Hose



Reel 25 m

O.D. (mm)	I.D. (mm)			kg
8	4	10	<a href="#">1025V08 00 04</a>	1.260
11	6	12	<a href="#">1025V11 00 06</a>	2.253
13	7	14	<a href="#">1025V13 00 07</a>	3.182
14	8	16	<a href="#">1025V14 00 08</a>	3.434
16	10	25	<a href="#">1025V16 00 10</a>	3.800
18	12	30	<a href="#">1025V18 00 12</a>	4.423
23	15	40	<a href="#">1025V23 00 15</a>	7.300
26	19	60	<a href="#">1025V26 00 19</a>	7.300

**1050V**

## Food-Grade Braided PVC Hose



Reel 50 m

O.D. (mm)	I.D. (mm)			kg
8	4	10	<a href="#">1050V08 00 04</a>	2.690
11	6	12	<a href="#">1050V11 00 06</a>	4.200
13	7	14	<a href="#">1050V13 00 07</a>	5.966
14	8	16	<a href="#">1050V14 00 08</a>	6.058
16	10	25	<a href="#">1050V16 00 10</a>	6.400
18	12	30	<a href="#">1050V18 00 12</a>	8.250
23	15	40	<a href="#">1050V23 00 15</a>	14.600
26	19	60	<a href="#">1050V26 00 19</a>	14.600

**1025V..C**

## Industrial-Grade Braided PVC Hose



Reel 25 m

O.D. (mm)	I.D. (mm)			kg
11	6	45	<a href="#">1025V11C04 06</a>	2.175
14	9	63	<a href="#">1025V14C04 09</a>	3.250
19	13	89	<a href="#">1025V19C04 13</a>	4.975

**1050V..C**

## Industrial-Grade Braided PVC Hose

Reel 50 m

O.D. (mm)	I.D. (mm)			kg
11	6	45	<a href="#">1050V11C04 06</a>	4.350
14	9	63	<a href="#">1050V14C04 09</a>	6.500
19	13	89	<a href="#">1050V19C04 13</a>	9.950

**Related Products**

PVC tubing is designed for use with Parker Legris barb connectors and couplers.

**Barb Connectors**
**0191** P. 9-16

**0123** P. 9-10

**Couplers**
**C 9000** P. 8-7

**Metal** P. 8-18


# Self-Fastening NBR Hose

Parker Legris self-fastening hose is designed according to **CNOMO E07.21.115N\***. This range of hose should be used with Legris barb connectors and provides both the **reliability** of self-fastening technology and **simplicity of installation**.

## Product Advantages

**Exceptional Endurance** | Unsurpassed resistance to repetitive flexing  
Protection against spark and flame  
Abrasion and crush-resistant  
UV-resistant

**Ideal for In-Plant Automotive** | Excellent ozone resistance  
Perfect for cooling systems  
Maximum flow with no pressure drop  
4 colours for immediate circuit identification  
Silicone-free

**Ready-To-Use** | No lubrication, additive (grease, oil, ...etc), or preparation time required  
To connect: push the hose fully home against the fitting shoulder  
To disassemble: cut the hose on the barbed side of the fitting



In-Plant Automotive  
Cooling  
Welding Robots  
Pneumatics  
Industrial Machinery

Applications

## Technical Characteristics

<b>Compatible Fluids</b>	Coolants, compressed air
<b>Working Pressure</b>	0 to 16 bar
<b>Working Temperature</b>	-20°C to +100°C
<b>Component Materials</b>	Nitrile butadiene rubber & textile braid

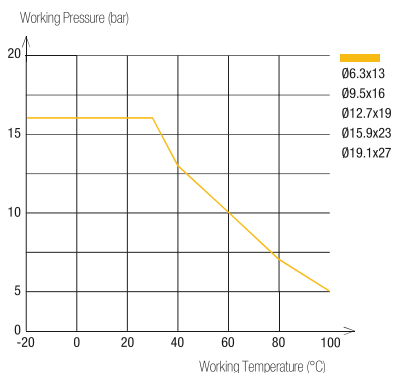
### Regulations

NFT 46-019-1  
NFT 47 252  
RG: 1907/2006 (REACH)  
DI: 2002/95/EC (RoHS), 2011/65/EC  
CNOMO: E07.21.115N

\*CAUTION: CNOMO certification is valid exclusively for red and green hose, only when connected to Legris' CNOMO-certified barb connectors 0132, 0133 and 0134.

Reliable performance is dependent upon the type of fluid conveyed and fittings being used.

### Performance of Self-Fastening NBR Hose



DN mm CNOMO	DN (standard)	Hose I.D. (mm)	Hose I.D. Tolerance (mm)
6	1/4	6.3 mm	+0.4 / -0.4
8	3/8	9.5 mm	+0.5 / -0.5
12	1/2	12.7 mm	+0.6 / -0.6
16	5/8	15.9 mm	
20	3/4	19.1 mm	

### Packaging






Drum: 20 m, 40 m, 80 m, 100 m

Use with water: maximum temperature 100°C  
Use with air: maximum temperature 70°C

To calculate burst pressure, the values in this graph should be multiplied by 3.

## 1040H Braided Self-Fastening NBR Hose






Drum 40 m

DN	O.D. (mm)	I.D. (mm)						kg
1/4	13	6.3	60	1040H56 01	1040H56 02	1040H56 03	1040H56 04	7.000
3/8	16	9.5	70	1040H60 01	1040H60 02	1040H60 03	1040H60 04	8.600
1/2	19	12.7	120	1040H62 01	1040H62 02	1040H62 03	1040H62 04	9.450
5/8	23	15.9	140	1040H66 01	1040H66 02	1040H66 03	1040H66 04	13.000
3/4	27	19.1	170	1040H69 01	1040H69 02	1040H69 03	1040H69 04	16.500

Also available in 20 m length upon request

## 1080H Braided Self-Fastening NBR Hose






Drum 80 m

DN	O.D. (mm)	I.D. (mm)						kg
5/8	23	15.9	140	1080H66 01	1080H66 02	1080H66 03	1080H66 04	26.160
3/4	27	19.1	170	1080H69 01	1080H69 02	1080H69 03	1080H69 04	33.160

Also available in 20 m length upon request

## 1100H Braided Self-Fastening NBR Hose

Drum 100 m

DN	O.D. (mm)	I.D. (mm)						kg
1/4	13	6.3	60	1100H56 01	1100H56 02	1100H56 03	1100H56 04	14.660
3/8	16	9.5	70	1100H60 01	1100H60 02	1100H60 03	1100H60 04	20.600
1/2	19	12.7	120	1100H62 01	1100H62 02	1100H62 03	1100H62 04	23.000

Also available in 20 m length upon request

## Related Products

Self-fastening hose is designed for use with Parker Legris brass barb connectors (CNOMO-certified).

### Barb Connectors

**0132** P. 5-25    **0133 .. 39** P. 5-25    **0134** P. 5-25



### Installation Tool

**Tool Part Number:**  
**0650 00 00 05**


This automatic installation tool reduces the effort required to connect self-fastening hose onto a barb connector.



### Tube Cutting and Positioning

Cut the tube at a right angle and position the barb connector on the mounting tool.

Barb connector support



### Press-Fitting the Tube


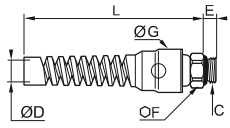

Activate the press-fit tool; connection is complete when the tube is fully home on the barb connector. This tool has been designed for use with 5 different diameters and is easy to operate.

Barb connector support


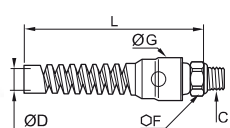



# Accessories


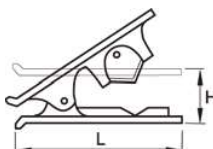

## 0694 Push-In Fitting with Protection Spring, Male BSPP Thread

	Nickel-plated brass, NBR			<b>ØD</b>	<b>C</b>		<b>E</b>	<b>F</b>	<b>G</b>	<b>L</b>	<b>kg</b>	
				8	G1/4		<a href="#">0694 08 13</a>	6.5	16	24	104.5	0.067
				10	G1/4		<a href="#">0694 10 13</a>	6.5	18	24	106.5	0.062
				12	G3/8		<a href="#">0694 12 17</a>	7.5	20	29.5	126	0.080



## 0695 Push-In Fitting with Protection Spring, Male BSPT Thread

	Nickel-plated brass, NBR			<b>F</b>	<b>G</b>	<b>L</b>	<b>kg</b>			
				8	R1/4	<a href="#">0695 08 13</a>	14	24	104.5	0.055
				10	R1/4	<a href="#">0695 10 13</a>	18	24	106.5	0.064
				12	R3/8	<a href="#">0695 12 17</a>	20	29.5	126	0.090



## 3000 71 00 Tube Cutter

	Technical polymer			<b>H</b>	<b>L</b>	<b>kg</b>
				<a href="#">3000 71 00</a>	25	79
<p>This tool is designed to give a clean cut at right angles to the tube axis for all resilient polymer tubing (polyamide, polyurethane, FEP, polyethylene, etc.) from 4 mm to 12 mm diameter inclusive.          Replacement blades: part number 3000 71 00 05          A spring maintains the cutter in the closed position.</p>						


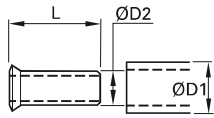

## 3000 71 11 Tube Cutter

	Treated steel		<b>kg</b>
			<a href="#">3000 71 11</a>


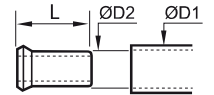

## 6000 71 00 Stripping Tool for Anti-Spark Tubing

	Technical polymer, stainless steel		<b>kg</b>
			<a href="#">6000 71 00</a>
<p>Working principle of the stripping tool page 3-17</p>			


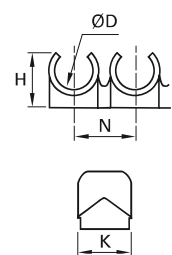

## 1827 Stainless Steel Tube Support for Fluoropolymer Tubing

	Stainless steel 316L 	<b>ØD1</b>	<b>ØD2</b>		<b>L</b>	<b>kg</b>	
		6	4	<a href="#">1827 06 00</a>	11.5	0.001	
		8	6	<a href="#">1827 08 00</a>	14	0.001	
		10	8	<a href="#">1827 10 00</a>	18	0.001	
		12	9	<a href="#">1827 12 09</a>	18	0.001	
		16	10	<a href="#">1827 12 00</a>	18	0.001	
			16	14	<a href="#">1827 16 00</a>	18	0.002
This tube support is necessary when using fluoropolymer FEP tubing at all temperatures compatible with the fitting/tubing assembly.							


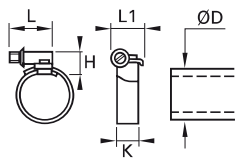

## 0127 Brass Tube Support for Polymer Tubing

	Brass 	<b>ØD1</b>	<b>ØD2</b>		<b>L</b>	<b>kg</b>
		4	2	<a href="#">0127 04 00</a>	11	0.001
			2.7	<a href="#">0127 04 27</a>	11	0.001
		5	3	<a href="#">0127 05 03</a>	11	0.001
			3.3	<a href="#">0127 05 00</a>	11.5	0.009
		6	4	<a href="#">0127 06 00</a>	11.5	0.001
			5.5	<a href="#">0127 08 55</a>	14	0.001
		8	6	<a href="#">0127 08 00</a>	14	0.001
			7	<a href="#">0127 10 07</a>	18	0.001
		10	7.5	<a href="#">0127 10 75</a>	18	0.001
			8	<a href="#">0127 10 00</a>	18	0.002
			8	<a href="#">0127 12 08</a>	18	0.002
		12	9	<a href="#">0127 12 09</a>	18	0.002
			10	<a href="#">0127 12 00</a>	18	0.001
			11	<a href="#">0127 14 11</a>	18	0.002
			12	<a href="#">0127 14 00</a>	18	0.002
		15	12	<a href="#">0127 15 12</a>	18	0.002
		16	13	<a href="#">0127 16 13</a>	18	0.003
		18	14	<a href="#">0127 18 14</a>	19.5	0.003
		20	15	<a href="#">0127 20 15</a>	20.5	0.003
22	16	<a href="#">0127 22 16</a>	21	0.004		
25	19	<a href="#">0127 25 19</a>	25	0.007		
This tube support guarantees good gripping, at high temperatures and pressures, by preventing collapsing of the tube.						

## CLIP Clip Strip for Tubing and Fittings

	Technical polymer 	<b>ØD</b>		<b>H</b>	<b>K</b>	<b>N</b>	<b>kg</b>
		4	<a href="#">CLIP 04 00</a>	9	13.5	10.5	0.007
		6	<a href="#">CLIP 06 00</a>	10.5	13	10.5	0.004
		8	<a href="#">CLIP 08 00</a>	12.5	10.5	12	0.007
		10	<a href="#">CLIP 10 00</a>	14	12	15	0.005
		12	<a href="#">CLIP 12 00</a>	16.5	14	16.5	0.009
14	<a href="#">CLIP 14 00</a>	18	16	20.5	0.008		
Delivered in boxes of 10 strips of the same diameter (complete with self-tapping screws of 95 mm length) These clips can be used with metric or inch tubing.							

## 0697 Clip for Braided Tubing

	Treated steel 	<b>ØD</b>		<b>H</b>	<b>K</b>	<b>L</b>	<b>L1</b>	<b>kg</b>
		6-11	<a href="#">0697 00 01</a>	7	5	12	7	0.004
		10-16	<a href="#">0697 00 02</a>	12	9	21	13	0.011
		12-22	<a href="#">0697 00 03</a>	12	9	21	13	0.015
		16-27	<a href="#">0697 00 04</a>	12	9	24	13	0.015
		20-32	<a href="#">0697 00 05</a>	12	9	24	13	0.016

# Chemical Compatibility Chart

Recommended	1	Not Recommended	3
Satisfactory	2	Not Available	-

Substances	PA	PU ether	PU ester	Low Density PE	APE	FEP/PFA
Acetaldehyde	1	1	3	3	2	1
Acetone	1	3	1	2	1	1
Acetylene	-	-	-	3	-	1
Acid, chromic up to 10%	2	3	3	3	-	1
Acid, citric	1	1	1	1	1	1
Acid, formic up to 10%	-	-	-	3	-	1
Acid, hydrochloric up to 10%	3	1	3	1	1	1
Acid, phosphoric up to 50%	-	3	3	1	1	1
Acid, sulphuric up to 10%	3	1	1	1	1	1
Acid, acetic	3	1	3	1	1	1
Acid, nitric	2	1	3	2	-	1
Ammonia and gaseous	-	1	3	2	1	1
Ammonium chloride up to 10%	-	1	1	1	1	1
Benzene	1	3	3	3	2	1
Bromine	3	-	-	2	3	1
Butane	-	1	1	-	1	1
Butyl acetate	1	3	2	2	-	1
Butylic and butyl alcohol	1	3	2	1	1	1
Calcium choride	1	-	-	2	1	1
Carbon tetrachloride (sodium hypochlorite)	2	2	2	-	3	1
Chloroform	3	3	3	2	2	1
Compressed air	-	1	1	1	1	1
Copper sulphate	-	-	-	-	-	1
Cyclohexanone	1	3	3	3	-	1
Ethanol	1	2	2	-	-	1
Ethyl acetate	1	2	2	1	1	1
Ethyl alcohol	1	-	-	2	1	1
Ethylene oxide	-	-	-	3	2	1
Formalin (formaldehyde)	1	1	2	1	1	1
Freon 12-22	2	2	2	-	-	1
Glucose	-	1	2	1	1	1
Glycol (methyl)	-	3	3	-	-	1
Glycol (without H <sub>2</sub> O)	-	1	1	1	1	1
Hexachloride	-	2	1	-	-	1
Hydrogen	1	1	2	-	1	1
Hydrogen peroxide (perydrol)	3	2	2	-	1	1
Kerosene	1	1	2	-	3	1
Magnesium chloride (up to 30%)	1	1	2	-	1	1
Methane	1	1	1	-	-	1
Methanol	2	1	1	-	-	1
Methyl acetate	-	2	2	-	-	1
Methyl alcohol (pure)	1	1	1	-	2	1

# Chemical Compatibility Chart

Substances	PA	PU ether	PU ester	LDPE	APE	FEP/PFA
Methyl bromide	2	-	-	-	-	1
Methyl chloride	2	-	-	-	-	1
Methyl ethyl ketone	1	3	3	-	-	1
Methyl isobutyl ketone	1	3	3	-	-	1
Oils (ASTM class A)	1	1	1	-	-	1
Oils (ASTM class B)	1	2	1	-	-	1
Oils (ASTM class C)	1	2	1	-	-	1
Oils (ASTM class 1)	1	1	1	-	-	1
Oils (ASTM class 2)	1	1	1	-	-	1
Oils (ASTM class 3)	1	1	1	-	-	1
Oils (cutting)	1	1	1	-	3	1
Oils (paraffin)	1	1	2	-	-	1
Oils, engine (diesel)	1	2	2	2	2	1
Oxygen	1	1	1	1	1	1
Ozone	3	2	2	-	3	1
Perchlorate ethylene	1	3	3	-	-	1
Petrol, with up to 40% aromatics	3	3	2	-	3	1
Petrol, with more than 40% aromatics	1	3	3	-	3	1
Phenols	1	3	3	-	-	1
Potash	1	2	3	-	-	1
Potassium chloride up to 40%	-	1	2	-	-	1
Potassium hydroxide	1	-	-	-	1	1
Potassium manganate 5%	1	3	2	-	1	1
Potassium sulphate	1	-	-	-	-	1
Propane	1	1	1	-	-	1
Soda 50%	1	1	3	-	1	1
Sodium carbonate	1	-	-	-	1	1
Sodium chloride	-	1	2	-	-	1
Sodium hydroxide (caustic soda)	-	1	2	-	1	1
Sodium hypochlorite (bleach)	1	1	3	-	-	1
Sulphurous anhydride	1	-	-	-	-	1
Tetrachloroethylene	1	2	2	-	-	1
Toluene	1	2	2	3	3	1
Tributylphosphate	1	-	-	-	-	1
Trichloroethylene	1	3	3	-	-	1
Water (distilled, deionised)	-	1	3	2	1	1
Water (drinking, food)	1	1	3	1	1	1
Water (industrial)	1	1	3	1	1	1
Water (sea)	2	1	3	1	1	1
Xylem	1	2	2	-	-	1
Zinc chloride	1	1	1	-	-	1

For other fluids, concentrations or special implementation, please contact us.